
**Y E A R B O O K O F
I N T E R N A T I O N A L
O R G A N I Z A T I O N S
2 0 2 2 - 2 0 2 3**

Publication history

1905 – 1907

Institut International de la Paix, Monaco

- *Annuaire de la Vie internationale*: 1905–1906–1907 (1^{ère} série).

1908 – 1911

Union of International Associations / Central Office of International Associations

- *Annuaire de la Vie internationale* (with the collaboration of the Institut International de Bibliographie and the Institut International de la Paix) 1908–1909 (2^{ème} série)
- *Annuaire de la Vie internationale* (with the support of the Carnegie Endowment for International Peace) 1910–1911 (2^{ème} série)

1921 – 1939

Continuation by the League of Nations (Geneva) of the initiative of the Union of International Associations

- *Répertoire des Organisations internationales*: 1925, 1936 (French ed.)
- *Handbook of International Organizations*: 1926, 1929, 1938 (English ed.)
- *Répertoire des Organisations internationales / Handbook of International Organizations*: 1921, 1923 (bi-lingual ed.)

1948 (1st ed.) – 1950 (3rd ed.)

Editions de l'Annuaire des Organisations Internationales S.A. (Geneva)

- *Annuaire des Organisations Internationales / Yearbook of International Organizations*. 1948 (1st ed.), 1949 (2nd ed.), 1950 (3rd ed.) (with the collaboration of the Union of International Associations)

1951 (4th ed.) – 1980 (18th ed.)

Union of International Associations (Brussels) based on an agreement with the United Nations resulting from a resolution of the Economic and Social Council

- *Yearbook of International Organizations*, 1951/52 (4th ed.), 1954/55 (5th ed.)
- *Annuaire des Organisations Internationales*, 1956/57 (6th ed.)
- *Yearbook of International Organizations*, 1958/59 (7th ed.)
- *Annuaire des Organisations Internationales*, 1960/61 (8th ed.)
- *Yearbook of International Organizations*, 1962/63 (9th ed.), 1964/65 (10th ed.), 1966/67 (11th ed.), 1968/69 (12th ed.), 1970/71 (13th ed.), 1972/73 (14th ed.)
- *Yearbook of International Organizations / Annuaire des Organisations Internationales*, 1974 (15th ed.)
- *Yearbook of International Organizations*, 1976/77 (16th ed.), 1978/79 (17th ed.)
- *Annuaire des Organisations Internationales*, 1980 (16/18th ed.)

1981 (19th ed.)

Edited by the Union of International Associations (Brussels). Published jointly with the International Chamber of Commerce (Paris)

- *Yearbook of International Organizations*, 1981 (19th ed.)

1983 (20th ed.) – 2010 (47th ed.)

Edited by the Union of International Associations (Brussels).

Published, with four supplementary volumes, by K.G. Saur Verlag (Munich)

– *Yearbook of International Organizations*

- Volume 1: Organization descriptions, from 1983 (20th ed.) to 1998 (35th ed.) and in 2 parts (1A and 1B) since 1999 (36th ed.)
- Volume 2: Geographic Volume: International Organization Participation; Country directory of secretariats and membership, since 1983 (1st ed.)
- Volume 3: Subject volume: Global Action Networks; Classified directory by subject and region, since 1983 (1st ed.)
- Volume 4: Bibliographic volume: International Organization Bibliography and Resources, since 1996 (1st ed.)
- Volume 5: Statistics, Visualizations and Patterns, since 2001 (1st ed.)
- Volume 6: Who's Who in International Organizations, since 2007 (1st ed.)
- CD-ROM version: *Yearbook / Annuaire Plus*, 1995 (1st ed.) – 2008 (15th ed.)

2011 (48th ed.) – 2017 (54th ed.)

Edited by the Union of International Associations (Brussels).

Published by Brill / Martinus Nijhoff Publishers (Leiden/Boston)

– *Yearbook of International Organizations: Guide to Global Civil Society Networks*

- Volume 1: Organization Descriptions and Cross-references, in 2 parts (1A and 1B)
- Volume 2: Geographical Index: country directory of secretariats and memberships
- Volume 3: Global Action Networks: subject directory and index
- Volume 4: International Organization Bibliography and Resources
- Volume 5: Statistics, Visualizations and Patterns
- Volume 6: Who's Who in International Organizations

2018 (55th ed.) –

Edited by the Union of International Associations (Brussels).

Published by Brill / Martinus Nijhoff Publishers (Leiden/Boston)

– *Yearbook of International Organizations: Guide to Global Civil Society Networks*

- Volume 1: Organization Descriptions and Cross-references, in 2 parts (1A and 1B)
- Volume 2: Geographical Index: country directory of secretariats and memberships
- Volume 3: Global Action Networks: subject directory and index
- Volume 4: International Organization Bibliography and Resources
- Volume 5: Statistics, Visualizations and Patterns
- Volume 6: Global Civil Society and the United Nations Sustainable Development Goals

The *Yearbook of International Organizations* is also available online. See <https://uia.org/>

The editors


Union of International Associations (UIA)
Rue Washington 40, B-1050 Brussels, Belgium
Tel: (32 2) 640 18 08
E-mail: uia@uia.org
Website: <https://uia.org/>

EDITED BY THE UNION OF INTERNATIONAL ASSOCIATIONS

**Y E A R B O O K O F
I N T E R N A T I O N A L
O R G A N I Z A T I O N S
2 0 2 2 - 2 0 2 3**

**GUIDE TO GLOBAL CIVIL SOCIETY NETWORKS
EDITION 59**

**VOLUME 6
GLOBAL CIVIL SOCIETY & THE UNITED NATIONS
SUSTAINABLE DEVELOPMENT GOALS**



BRILL

The following people contributed to this edition:

Christelle Behets
Ryan Brubaker
Nancy Carfrae
Rachele Dahle
Jacques de Mévius
Carine Faveere
Clara Fernández López
Joel Fischer
Sylvie Hosselet
Chloé Houyoux
Frédéric Magin
Leslie Selvais
Régine Toussaint
Liesbeth Van Hulle (*Editor-in-Chief*)
Yolande Vlamincq
Judy Wickens
Carol Williams

Special thanks to:

Dragana Avramov
Marc Bontemps
Sheila Bordier
Tim Casswell
Alessandro Cortese
Jacques de Mévius
Dianne Dillon-Ridgley
Esperanza Duran
Seya Immonen
Marilyn Mehlmann
Yves Moreau
Brigitte Motte
Rolf Reinhardt
Cyril Ritchie
Jacqueline Staniforth
Simone Van Beek
Danièle Vranken
Judy Wickens
Marisha Wojciechowska-Shibuya

The Editors dedicate this edition to

Régine Toussaint, editor from 1981 to 2021

and

Nancy Carfrae, editor from 1984 to 2021

Thank you, ladies!

Information researched and edited by

Union of International Associations
Rue Washington 40
B-1050 Brussels, Belgium

Koninklijke Brill NV, Leiden, The Netherlands.
Koninklijke Brill NV incorporates the imprints Brill, Brill
Nijhoff, Brill Hotei, Brill Schönigh, Brill Fink, Brill mentis,
Vandenhoeck & Ruprecht, Böhlau and V&R unipress.

Typeset by

bsix information exchange GmbH
Sophienstraße 40
D-38118 Braunschweig, Germany

Printed on acid free paper.

Copyright 2022 by Union of International Associations.
All rights reserved. No part of this publication may be
reproduced, translated, stored in a retrieval system, or
transmitted in any form or by any means, electronic,
mechanical, photocopying, recording or otherwise,
without written permission from the Secretary General,
Union of International Associations.

Library of Congress Card Number: 49-22132

ISSN: 2211-3010

ISBN: Yearbook Volume 6: 978-90-04-51282-5

Yearbook Volumes 1-6 Set: 978-90-04-51283-2

UIA Publication Number: 500

The publisher and editor do not assume and hereby
disclaim any liability to any party for any loss or damage
caused by errors or omissions in the *Yearbook of
International Organizations*, whether such errors or
omissions result from negligence, accident or any other
cause.

Contents

This Volume

About this volume

Notes to the user

The UN Sustainable Development Goals

International organizations classified by

- the 17 UN Sustainable Development Goals
- combinations of the 17 UN Sustainable Development Goals

Appendices

1. Subject classification
2. Contents of organization descriptions
3. Types of organization
4. Statistics
5. About the editors

Other Volumes

Volume 1: Organization Descriptions and Cross-references, in 2 parts (1A and 1B)

Volume 2: Geographical Index: country directory of secretariats and memberships

Volume 3: Global Action Networks: subject directory and index

Volume 4: International Organization Bibliography and Resources

Volume 5: Statistics, Visualizations and Patterns

Further information can be found at <https://uia.org>

Table des matières

Ce volume

A propos de ce Volume

Notes pour l'utilisateur

Les objectifs de développement durable des Nations Unies

Organisations Internationales classées par

- les 17 Objectifs de Développement Durable de l'ONU
- combinaisons des 17 Objectifs de Développement Durable de l'ONU

Annexes (en anglais)

1. Subject classification
2. Contents of organization descriptions
3. Types of organization
4. Statistics
5. About the editors

Autres volumes

Volume 1: Organization Descriptions and Cross-references, in 2 parts (1A and 1B)

Volume 2: Geographical Index: country directory of secretariats and memberships

Volume 3: Global Action Networks: subject directory and index

Volume 4: International Organization Bibliography and Resources

Volume 5: Statistics, Visualizations and Patterns

Informations complémentaires sur le web <https://uia.org>

The YEARBOOK series

All these publications are also available online. For further information please see <https://uia.org/>

VOLUME 1 (Parts 1A and 1B): ORGANIZATION DESCRIPTIONS AND CROSS-REFERENCES

Descriptions of intergovernmental and non-governmental organizations, covering every field of human activity. Listed in alphabetic order of title.

Contents of descriptions: Descriptions, varying in length from several lines to several pages, include: organization names in all relevant languages; principal and secondary addresses; main activities and programmes; personnel and finances; technical and regional commissions; history, goals, structure; inter-organizational links; languages used; membership by country.

Cross-references: Integrated into the alphabetic sequence of descriptions are cross-references to related organizations. Access is possible via organization names in English, French and other working languages and via all initials or abbreviations in various languages.

VOLUME 2: GEOGRAPHICAL INDEX: COUNTRY DIRECTORY OF SECRETARIATS AND MEMBERSHIPS

- Organizations classified by country of secretariat(s)
- Organizations classified by countries of location of membership
- Statistics by country and city

Can be used to locate international organizations by country of secretariat or membership. Each organization is listed with its complete address under the country or countries in which it has established a main secretariat.

VOLUME 3: GLOBAL ACTION NETWORKS: SUBJECT DIRECTORY AND INDEX

- Organizations classified by subject concerns
- Organizations classified by regional concerns
- Organizations classified by type
- Statistics by subject
- Index (with introductory comments):
 - subject keywords in all available languages
 - keywords from organization names in English and French

Groups organizations into general and detailed subject categories. Can be used as an index to descriptions in Volume 1. Each organization is listed with its complete address.

VOLUME 4: INTERNATIONAL ORGANIZATION BIBLIOGRAPHY AND RESOURCES

- Bibliography of studies on international non-profit organizations
- Organization publications
- Indexes

Includes major and periodical publications of international organizations, together with bibliographic information on research on NGOs.

VOLUME 5: STATISTICS, VISUALIZATIONS AND PATTERNS

- Detailed statistical tables of information in Volumes 1, 2, 3, 4 and 6.
- Historical statistical summaries and analyses
- Visual representations of statistical data and networks
- Statistical data on the meetings of international organizations

VOLUME 6: GLOBAL CIVIL SOCIETY AND THE UNITED NATIONS SUSTAINABLE DEVELOPMENT GOALS

In 2015 the United Nations adopted a set of seventeen goals "to end poverty, protect the planet and ensure prosperity for all", with specific targets for each goal to be achieved by 2030. These are the Sustainable Development Goals [SDGs] of the United Nations, or "Transforming our World: the 2030 Agenda for Sustainable Development". The UN calls on governments, the private sector, individuals and civil society bodies to join together to achieve these goals.

This volume groups international organizations by the seventeen UN Sustainable Development Goals, indicating which organizations are – or could be – concerned with which SDGs. It can also be used as an index to descriptions in Volume 1. Each organization is listed with its complete address.

INTERNATIONAL CONGRESS CALENDAR

Lists future international meetings with details of place, date, subject and organizer, including complete address, and cross-referencing the Yearbook where possible. Geographical and chronological listings. Index by subject.

HISTORICAL INTERNATIONAL ORGANIZATION DOCUMENTS

- *Annuaire de la Vie Internationale*. Editions 1905, 1906, 1907, 1908-9, 1910-11, totalling 4,741 pages
- *Code des Voeux Internationaux* (Classification of resolutions of international organizations) Edition 1923, 940 pages

La série YEARBOOK

Tous ces publications sont également disponibles en ligne. Pour plus d'informations, veuillez consulter <https://uia.org/>

VOLUME 1 (Parties 1A et 1B): DESCRIPTIONS DES ORGANISATIONS ET LEURS LIENS

Descriptions des organisations intergouvernementales et non-gouvernementales qui couvrent tous les domaines d'activités. Présentation par ordre alphabétique des titres.

Contenu des descriptions: titres de l'organisation; adresses principale et secondaires; activités et programmes; personnel et finances; commissions; historique, buts, structure; liens avec d'autres organisations; langues utilisées; membrariat par pays.

Références croisées: Des références croisées à des organisations apparentées sont intégrées dans la séquence alphabétique des descriptions. L'accès à ces organisations est possible via les titres et les abréviations en toutes langues de travail.

VOLUME 2: INDEX GEOGRAPHIQUE : REPERTOIRE DES SECRETARIATS ET MEMBRARIATS PAR PAYS

- Organisations classées selon le pays siège de leur secrétariat
- Organisations classées selon les pays de leurs membres
- Statistiques par pays et par ville

Peut-être utilisé pour localiser des organisations internationales par pays de secrétariat ou de membrariat. Chaque organisation est reprise avec son adresse complète.

VOLUME 3: RESEAUX D'ACTION GLOBALE : REPERTOIRE THEMATIQUE ET INDEX

- Organisations classées par sujet, par région, et par catégorie
- Statistiques par sujet.
- Index des mots clés

Regroupe les organisations internationales en catégories de sujets. Ces catégories, générales ou spécifiques, peuvent être utilisées comme index aux notices du Volume 1. Chaque organisation est reprise avec son adresse complète.

VOLUME 4: BIBLIOGRAPHIE ET RESSOURCES DES ORGANISATIONS INTERNATIONALES

- Bibliographie des études sur les organisations internationales sans but lucratif
- Publications des organisations
- Indexes

Regroupe les publications principales et périodiques des organisations internationales, de même qu'une information bibliographique sur des études réalisées sur les ONG.

VOLUME 5: STATISTIQUES, VISUALIZATIONS ET REPRESENTATIONS

- Tableaux statistiques détaillés des informations incorporés dans les volumes 1, 2, 3, 4 et 6.
- Résumés statistiques historiques et analyses
- Présentation visuelle des données statistiques et des réseaux.
- Données statistiques sur les réunions des organisations.

VOLUME 6: LA SOCIÉTÉ CIVILE MONDIALE ET LES OBJECTIFS DES NATIONS UNIES POUR LE DÉVELOPPEMENT DURABLE

En 2015, les Nations Unies ont adopté un ensemble de dix-sept objectifs «pour mettre fin à la pauvreté, protéger la planète et assurer la prospérité pour tous», avec des cibles spécifiques pour chaque objectif à atteindre d'ici 2030. Ce sont les objectifs de développement durable (ODD) des Nations Unies, ou «Transformer notre monde: l'Agenda 2030 pour le développement durable. L'ONU appelle les gouvernements, le secteur privé, les individus et les organismes de la société civile à se regrouper pour atteindre ces objectifs.

Ce volume regroupe les organisations internationales selon les dix-sept objectifs de développement durable des Nations Unies, indiquant quelles organisations sont - ou pourraient être - concernées par les ODD. Il peut également être utilisé comme répertoire pour les descriptions du Volume 1. Chaque organisation y figure avec son adresse complète.

INTERNATIONAL CONGRESS CALENDAR

Recense les futures réunions internationales, mentionnant le lieu, la date, le sujet, l'organisateur, l'adresse complète et, dans la mesure du possible, le renvoi à l'Annuaire. Listes géographique et chronologique. Index thématique.

HISTORICAL INTERNATIONAL ORGANIZATION DOCUMENTS

- *Annuaire de la Vie Internationale*. Editions 1905, 1906, 1907, 1908-9, 1910-11, totalling 4,741 pages
- *Code des Voeux Internationaux* (Classification of resolutions of international organizations) Edition 1923, 940 pages

About this volume

UIA is proud to present, for the fourth year, this new Volume 6 of the *Yearbook of International Organizations*. This volume, entitled *Global Civil Society and the United Nations Sustainable Development Goals*, replaces the former Volume 6 of the *Yearbook* set, *Who's Who in International Organizations*, which was published as Volume 6 from 2007 to 2017.

There can be little question as to the relevance of the new topic. The United Nations Sustainable Development Goals (the UN SDGs) are informed by and in turn inform all global civil society actors. This 58th edition of the *Yearbook* contains 40,642 currently active international bodies. What, we asked, is their link with the UN SDGs? Which of the UN SDGs concern them? With which SDGs should they be concerned? What communities of international bodies form around each of the SDGs?

This is an early result of UIA's exploration of these questions. In the coming years we will continue to refine the methodology used and give ever greater clarity to the scope and composition of these new communities.

Methodology

This Volume 6 builds on Volume 3 of the *Yearbook* set, *Global Action Networks: subject directory and index*. Both Volume 3 and this new Volume 6 use the same subject matrix and the same thesaurus.

The UIA subject matrix has 100 cells, arranged in 10 rows of 10 columns each. (See the Appendix "Subject classification".) Each cell can be divided into multiple sub-cells, with at present 840 sub-cells in total.

The UIA thesaurus contains about 148,000 keywords, in a multiplicity of languages. About 45,000 of these words are assigned to one of the 840 sub-cells. The remaining words are not assigned to a sub-cell because they are ambiguous, vague, meaningless except in well-defined circumstances (such as some acronyms), or otherwise not useful for the purposes of subject classification.

The words in the thesaurus are taken from the organization profiles found in Volume 1, *Organization Descriptions and Cross-references*. Every international organization listed in the *Yearbook* is assigned to one or more of the 840 sub-cells, following the classification of the keywords in its name or in the description of its aims.

The resulting directory of organizations by subject field is published in Volume 3 and is the basis of the search by subject in the *Yearbook Online*. Thus:

A propos de ce Volume

L'UIA est fière de présenter, pour la quatrième année, ce nouveau Volume 6 de l'*Annuaire des Organisations Internationales*. Ce volume nommé "Société Civile Mondiale et les Objectifs de Développement Durable des Nations Unies" remplace l'ancien Volume 6 "Who's Who in International Organizations" de la série Annuaire qui fut publié comme Volume 6 de 2007 à 2017.

Peu de questions se posent quant à la pertinence de ce nouveau thème. Les Objectifs de Développement Durable des Nations Unies (ODD ONU) se fondent sur tous les acteurs de la société civile mondiale qui à leur tour en sont informés. Cette 58^{ème} Edition de l'Annuaire contient 40.642 organismes internationaux actuellement actifs. Quel est donc leur lien avec les ODD ONU? Par quels ODD ONU sont-ils préoccupés? Lesquels, parmi ceux-ci, devraient les concerner? Quelles communautés d'organismes internationaux se forment autour de chacun des ODD?

Ceci est le résultat à ce jour de l'exploration par l'UIA de ces questions. Dans les années à venir, nous continuerons à affiner la méthode utilisée et apporterons plus de clarté quant à la nature et la composition de ces nouvelles communautés

Méthodologie

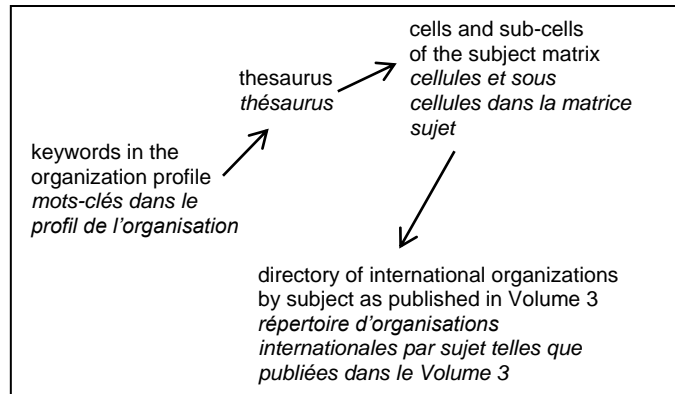
Ce Volume 6 se construit sur base du Volume 3 de la série Annuaire "Global Action Networks: Subject Directory and Index". Le Volume 3 et le Volume 6 utilisent à la fois la même matrice sujet et le même thesaurus.

La matrice sujet de l'UIA contient 100 cellules organisées en 10 rangs de 10 colonnes chacune. (Voyez l'Annexe "Classification Sujet".) Chaque cellule peut être divisée en multiple sous-cellules, avec à ce jour un total de 840 sous-cellules.

Le thesaurus de l'UIA contient à-peu-près 148.000 mots-clés dans une multiplicité de langues. Environ 45.000 de ces mots sont attribués à l'une des 840 sous-cellules. Les mots restants ne sont pas attribués à une sous-cellule car ambigus, vagues, dénués de sens, excepté dans des circonstances bien définies (tels que certains acronymes) ou autres peu utiles à des fins de classification par sujet.

Les mots du thesaurus sont extraits des profils d'organisations apparaissant dans le Volume 1 "Organization Description and Cross-references". Chaque organisation internationale répertoriée dans l'Annuaire est attribuée à une ou plusieurs des 840 sous-cellules suivant la classification des mots-clés dans son nom ou dans la description de ses objectifs.

Le répertoire d'organisations par sujet ainsi créé est publié dans le Volume 3 et sert comme base de recherche par sujet dans *Yearbook Online*. Ainsi:



For this new Volume 6, the first exercise was to review all 840 sub-cells and determine which SDGs were relevant to each sub-cell domain. In this first review, each sub-cell could be assigned to up to four SDGs. The result was the assignment of 323 sub-cells to one or more SDGs. These 323 sub-cells are listed in the Appendix “Subject classification”, together with the SDGs to which they have, in this first review, been assigned.

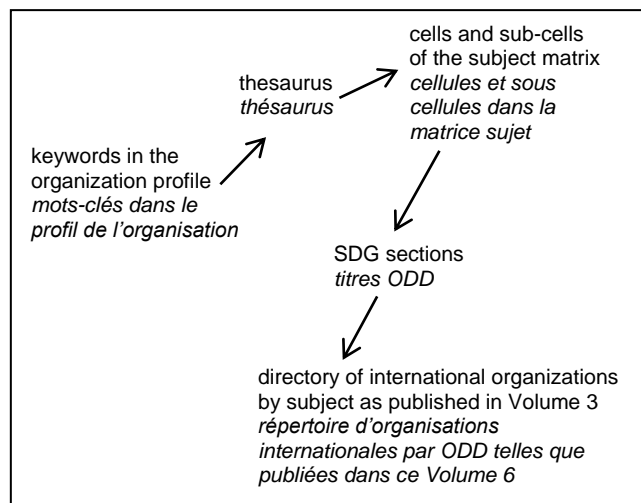
The remaining 517 sub-cells were not, in this first step, assigned to any SDG not so much because there is no match, but because the domain proved, in this first review, too broad to be limited to any particular goal or set of goals. For example, no SDG has yet been linked to the sub-cells “Physics”, “Pathology”, “Veterans”, “Anthropology”, “Money”, “Tobacco”, “Toys”, or “Animal Sports”.

The second exercise was to create lists of the international organizations connected to each SDG, beginning with the keywords in the organization profiles, following these keywords through the thesaurus to the sub-cells, and so to the SDGs. Thus:

Pour ce nouveau Volume 6, le premier exercice fut d'examiner les 840 sous-cellules et de déterminer quels ODD seraient pertinents pour chaque domaine de sous-cellule. Lors de ce premier examen, chaque sous-cellule pouvait être attribuée à jusqu'à quatre ODD. Le résultat fut l'attribution de 323 sous-cellules à l'un ou plusieurs des ODD. Ces 323 sous-cellules figurent dans l'Annexe “Subject classification” avec les ODD auxquels elles ont été attribuées lors d'un premier examen.

Les 517 sous-cellules restantes n'ont pas été attribués aux ODD, pas uniquement du fait qu'il n'y ait pas de concordance mais parce-que le domaine s'avère, à première vue, trop vaste pour être limité à un objectif particulier ou à un ensemble d'objectifs. Par exemple: aucun ODD n'a été lié aux sous-cellules “Physics”, “Pathology”, “Veterans”, “Anthropology”, “Money”, “Tobacco”, “Toys” ou “Animal Sports”.

Le deuxième exercice fut de créer des listes des organisations internationales connectées à chaque ODD, en commençant par les mots-clés dans les profils des organisations, suivi des mots-clés au travers du thésaurus vers les sous-cellules et ainsi vers les ODD.



The result was the classification of about 30,000 active international organizations under one or more of the SDGs. The criteria “active” has meant that organizations classified as Type 1 “H” or Type 1 “U” are not included in this volume. All other Type 1 categories are included. For more information on Type 1, see the Appendix “Types of organization”.

Finally, combinations of SDGs were created as an experiment in refining the classification to a possibly more useful level.

The next step could then begin, and is still on-going: reviewing each organization and what it itself states to be its objectives within the framework of the SDGs. Feedback from the organizations concerned has been of invaluable help and we thank all those who have responded to our requests.

Contents

Within each SDG section, there are two lists. In the first list are the names of the organizations which are known to have an interest in this SDG. In the second list are the names of the organizations assumed to have an interest in this SDG. In both lists, the organization names are listed alphabetically by their first name, and each organization is listed with its primary address. (For statistics on the number of organizations in each SDG section, see the Appendix “Statistics”.)

An organization may be listed in more than one SDG section because (a) it has indicated it has an interest in more than one SDG, or (b) it has keywords classified under different (sub)cells of the matrix and those (sub)cells are linked to different SDGs, or (c) (sub)cells to which its keywords are assigned are linked to more than one SDG.

Note: The editors do not claim that all international organizations listed here in a SDG section are, in fact, actively involved in working to further the aims of that SDG. Even those which have stated themselves to have an interest in a SDG may not be actively engaged in achieving it. The editors do claim that an organization listed in a SDG section can be assumed, given its names and aims, to have an interest in that domain. We present this volume as a guide: what organizations could be (even should be) concerned with the SDGs with which your organization is concerned?

Due to the limitations of printing and binding, Types H, N, T and U are not included in this print edition. .

Le résultat fut la classification de 30.000 organisations internationales active sous un ou plusieurs ODD. Le critère “actif” signifie que les organisations classées comme Type 1 “H” ou Type 1 “U” ne sont pas comprises dans ce volume. Toute autre catégorie Type 1 est comprise. Pour plus d’information sur le Type 1, voyez l’Annexe “Types d’organisations”. Pour plus d’information sur le Type 1, voyez l’Annexe “Types d’organisations”.

Enfin, les combinaisons des ODD furent créées à titre expérimental en affinant la classification à un niveau probablement plus utile.

L’étape suivante est en cours: examiner chaque organisation et ce qu’elle définit elle-même comme étant ses objectifs dans le cadre des ODD. Les réactions des organisations concernées ont été d’une aide précieuse et nous remercions tous ceux qui ont répondu à nos demandes.

Contenus

Dans chaque section ODD, il y a deux listes. Dans la première liste figurent les noms des organisations connues pour leur intérêt pour cet ODD. Dans la deuxième liste figurent les noms des organisations présumées avoir un intérêt pour cet ODD. Dans les deux listes, les noms des organisations sont classées en ordre alphabétique par leur dénomination principale et chaque organisation est répertoriée avec son adresse principale. (Pour les statistiques sur le nombre d’organisations dans chaque section des ODD, voir l’annexe «Statistiques».)

Une organisation peut figurer dans plus d’une section ODD parce que (a) celle-ci indique avoir un intérêt pour plus d’un ODD ou (b) elle contient des mots-clés classés sous différentes (sous)cellules de la matrice et ces (sous)cellules sont liées à divers ODD, ou (c) (sous)cellules dont les mots-clés sont liés à plus d’un ODD.

Note: Les rédacteurs ne prétendent pas que chaque organisation internationale figurant dans la section ODD soit impliquée activement à promouvoir les objectifs de cet ODD. Même celles qui déclarent avoir un intérêt pour un ODD peuvent ne pas être activement engagées dans la réalisation de cet ODD. Les rédacteurs présumant qu’une organisation figurant dans la section ODD peut être considérée au vu de son nom et de ses objectifs comme ayant un intérêt dans ce domaine. Nous présentons ce volume comme un guide: quelles organisations pourraient (et même devraient) être préoccupées par les ODD, qui par ailleurs concernent aussi votre organisation.

En raison des limitations de l’impression et de la reliure, les types H, N, T et U ne sont pas inclus dans cette édition imprimée.

Notes to the user

To find the description of an organization in the Yearbook:

- **If you know the name or abbreviation of the organization:**
Locate the organization in the alphabetic sequence in Volume 1. All names in all official languages and abbreviations are included in the alphabetic sequence. Note that the alphabetic sequence does not take account of prepositions or articles. You may find the name in the form of a cross-reference to the sequence number where the description is given. The sequence number follows the alphabetic order.
- **If you know keywords in the name of the organization:**
Consult the index in Volume 3. It will refer you to the sequence number of the description in Volume 1.
- **If you know the field in which the organization is active (e.g. its aims or activities):**
Consult the classified list of organizations by subject in Volume 3. It will refer you to the the sequence number of the description in Volume 1.
- **If you know where the organization is located, or where it has members:**
Consult the listing of organizations by country in Volume 2. This will refer you to the sequence number of the description in Volume 1.
- **If you know the name of another organization that has a formal relationship with the one you want:**
The description of the other organization in Volume 1 will refer you to the sequence number of the description of the organization you want in Volume 1.

Note that, due to the limitations of printing and binding, this volume does not include full descriptions of all organizations. All descriptions can be found in the online version.

Notes pour l'utilisateur

Pour trouver la notice descriptive d'une organisation:

- **A partir du nom (ou de son abréviation):**
Consultez d'abord la séquence alphabétique du Volume 1. Les noms et abréviations y sont repris dans toutes les langues officielles. Vous constaterez que la séquence alphabétique ne tient pas compte des prépositions et articles. Le nom que vous recherchez peut vous renvoyer à un numéro de séquence sous lequel est reprise la notice descriptive de l'organisation. La numérotation suit l'ordre alphabétique.
- **A partir d'un mot clé:**
Consultez l'index dans le volume 3 qui renvoie au numéro de séquence de la notice descriptive dans le Volume 1.
- **A partir d'un sujet ou d'une matière spécifique:**
Consultez la liste classifiée par sujet dans le volume 3. Cette liste renvoie au numéro de séquence de la notice descriptive du Volume 1.
- **A partir d'un pays:**
Consultez la liste par pays de secrétariat et de membrariat dans le volume 2. Cette liste renvoie au numéro de séquence de la notice descriptive du Volume 1.
- **A partir d'une organisation en relations officielles avec celle que vous cherchez:**
La description de la première dans le Volume 1 vous donnera le numéro de notice de la deuxième dans ce même Volume 1.

A noter qu'à la suite de limitations d'impression et de reliure ce volume ne comprendra pas toutes les descriptions détaillées de toutes les organisations. Toutes les descriptions sont reprises dans la version online.

Codes used

Number codes

Organization descriptions are numbered sequentially (e.g. •00023) following the alphabetical order. It is this number that is used in any cross-reference or index referring to the entry (e.g. •00023). Organizations are renumbered sequentially for each edition. The number is therefore not a permanent reference point from one edition to the next. The permanent number (e.g. B2345) by which organizations were ordered prior to the 29th edition now appears (for information only) at the end of the description. It continues to be used for computer-based editorial purposes.

Letter codes in upper case

Organizations are coded by type, indicated by a single upper case letter printed in bold at the end of the description. In brief, these type codes have the following significance:

- A = federations of international organizations
- B = universal membership organizations
- C = intercontinental membership organizations
- D = limited or regionally defined membership organizations
- E = organizations emanating from places, persons or other bodies
- F = organizations having a special form, including foundations, funds
- G = internationally-oriented national organizations
- H = inactive or dissolved international organizations
- J = recently reported or proposed international organizations
- K = subsidiary and internal bodies
- N = national organizations
- R = religious orders, fraternities and secular institutes
- S = autonomous conference series
- T = multilateral treaties and agreements
- U = currently inactive non-conventional bodies

For further information, see the Appendix: "Types of organization".

Letter codes in lower case

The type code may be preceded by a letter code printed in lower case. These codes have the following significance:

- b = bilateral
- c = conference series
- d = dissolved, dormant
- e = commercial enterprise
- f = foundation, fund
- j = research institute
- n = has become national
- p = proposed body
- s = information suspect
- v = individual membership only
- x = no recent information received
- y = international organization membership

Asterisks

- *Intergovernmental organizations*: An asterisk as the final code in the description indicates the organization is intergovernmental.
- *Translated organization names*: An asterisk following the name of an organization indicates a title that has been translated by the editors for the purposes of multi-lingual indexing.

Codes utilisés

Codes numériques

Les notices descriptives sont numérotées dans l'ordre séquentiel qui suit l'ordre alphabétique. Le numéro apparaît à la droite du titre de chaque notice (p.ex. •00023). Toute référence donnée renvoie exclusivement à ce numéro (p.ex. •00023). Cela a pour conséquence que chaque édition de l'Annuaire a sa numérotation propre. Le numéro n'est donc plus permanent, faisant un lien entre les différentes éditions. Le numéro permanent de référence (p.ex. B2345) qui était propre à chaque organisation jusqu'à la 29ème édition apparaît désormais (à titre d'information) à la fin de la description. Il continue à être utilisé pour des raisons de facilité d'ordre interne.

Codes alphabétiques: lettres majuscules

Les organisations sont codifiées par catégorie à l'aide d'une lettre majuscule en caractère gras, apparaissant à la fin de la notice descriptive. Voici leur signification:

- A = fédérations d'organisations internationales
- B = organisations à membrariat universel
- C = organisations à membrariat intercontinental
- D = organisations à membrariat limité ou régional
- E = organisations émanantes de lieux, de personnes ou d'autres organes
- F = organisations ayant une forme particulière, y compris fondations, fonds
- G = organisations nationales à orientation internationale
- H = organisations internationales dissoutes et inactives
- J = organisations internationales récemment rapportées ou proposées
- K = organes subsidiaires et internes
- N = organisations nationales
- R = ordres religieux, fraternités et instituts séculaires
- S = séries de conférences autonomes
- T = traités et accords multilatéraux
- U = organes non-conventionnels momentanément inactifs

Voir aussi l'Annexe: "Types d'organisation".

Codes alphabétiques: lettres minuscules

Le code de la catégorie peut être précédé par une ou deux lettres minuscules. Voici leur signification:

- b = bilatérale
- c = série de conférences
- d = inactive, dissoute
- e = entreprise commerciale
- f = fondation
- j = institut de recherche
- n = devenue nationale
- p = organisation en projet
- s = information suspecte
- v = membres individuels seulement
- x = aucune information récente
- y = ayant comme membres des organisations internationales

Astérisques

- *Organisations intergouvernementales*: Un astérisque à la fin de la description indique la nature intergouvernementale de l'organisation.
- *Traduction du nom d'organisation*: Le titre d'une organisation suivi d'un astérisque indique que la traduction de ce titre a été faite par la rédaction pour l'indexation multi-lingue.

Abbreviations used

Function names

Title of organization officers may be abbreviated as follows:

Admin	Administrator
CEO	Chief Executive Officer
Dir	Director
Dir Gen	Director General
Exec Dir	Executive Director
Exec Sec	Executive Secretary
Gen Sec	General Secretary
Hon Sec	Honorary Secretary
Pres	President
Sec	Secretary
Sec-Treas	Secretary-Treasurer
SG	Secretary-General
Vice-Pres	Vice-President

Organization forms

NGO	non-governmental organization
IGO	intergovernmental organization

Names of countries

The names of countries given in each entry or in the index may not be the complete official names of those countries as abridged names are used to simplify consultation. In a few cases, such as in the description of an organization's history, it has been considered appropriate to leave the old form of a country's name.

Note

It is not the intention of the editors to take a position with regard to the political or diplomatic implications of geographical names or continental groupings used.

The geographical names used in this publication are chosen for the sake of brevity and common usage. Wherever possible, the country (or territory) name preferred by the organization concerned is used, providing this is possible within the limits of standardization required for mailing or statistical purposes. It is important to note that some organizations insist on the inclusion of territories on the same basis as countries, or on the inclusion of countries or territories that are not recognized by other organizations.

Political changes over the years may lead to some questions in an organization's description. Briefly: countries referred to in an organization's description retain their old form when referring to a date prior to the change. For example, towns referred to in events prior to 1991 still retain their country as German DR (Democratic Republic) or Germany FR (Federal Republic), while subsequent dates refer simply to Germany.

Abréviations utilisées

Fonctions et titres

Les fonction ou les titres des directeurs peuvent être abrégés de la façon suivante:

Admin	administrateur
CEO	Chef de l'exécutif
Dir	directeur
Dir Gen	directeur général
Exec Dir	directeur exécutif
Exec Sec	secrétaire exécutif
Gen Sec	secrétaire général
Hon Sec	secrétaire honoraire
Pres	président
Sec	secrétaire
Sec Treas	secrétaire-trésorier
SG	secrétaire général
Vice-Pres	vice-président

Formes d'organisation

NGO	Organisation non-gouvernementale
IGO	Organisation intergouvernementale

Noms de pays

Les noms des pays apparaissant dans chaque notice ou dans l'index ne correspondent pas toujours exactement à l'appellation officielle de ces pays. Des abréviations ont été utilisées pour faciliter la lecture. Dans quelques cas, par exemple dans la partie historique, il a été jugé préférable de conserver l'ancien nom du pays cité.

Note

Il n'entre pas dans les intentions des éditeurs de prendre position au regard des implications politiques ou diplomatiques résultant du choix et de l'utilisation des noms géographiques ou de groupements continentaux.

Le choix des noms géographiques – pays ou territoires – dans cet ouvrage est fait en fonction de leur brièveté et de l'usage commun. Dans la mesure du possible, c'est le nom tel qu'adopté par l'organisation qui est retenu, mais seulement dans les limites d'une normalisation nécessaire pour les services postaux ou les statistiques. Il est important de rappeler que certaines organisations insistent sur l'inclusion de territoires au même titre que les pays ou sur l'inclusion de pays et de territoires qui ne sont pas reconnus comme tels par d'autres organisations.

Les changements politiques au cours des années peuvent poser de questions pour la description des organisations. En résumé: les pays mentionnés dans la description d'une organisation ont gardé leur ancienne appellation dans le cas où l'on se réfère à une date antérieure au changement. Par exemple, la section "Events", qui concerne le passé, conserve la vérité historique de la division de l'Allemagne d'avant 1991. Dans les adresses, les pays sont mentionnés sous leur nouveau nom.

Warning

Coverage

The Yearbook attempts to cover all “international organizations”, according to a broad range of criteria. It therefore includes many bodies that may be perceived as not being fully international, or as not being organizations as such, or as not being of sufficient significance to merit inclusion. Such bodies are nevertheless included, so as to enable users to make their own evaluation in the light of their own criteria. See the Appendix "Types of organization" for further information.

Sources

The descriptions of organizations in this Yearbook are based on information received from a variety of sources. Priority is normally given to information received from the organizations themselves, and every effort is made by the editors to check this information against other sources (periodicals, official documents, media, etc.). Organizations may over time change their purpose or characteristics. The editors therefore use information from a variety of sources to present the most appropriate static picture of what is essentially a dynamic situation. See the Appendix "Editorial problems" for further information.

Reliability of sources

Because an organization’s view of itself has been given priority, and because secondary sources confirming this view are not always available or reliable, the editors cannot take responsibility for any resulting inaccuracies in the information presented. The editors apologize for any inconvenience this might cause the user. See the Appendix "Editorial problems" for further information.

Censorship

Users should be aware that the editors are subject to pressure from some international bodies to suppress certain categories of information. In most cases, the editors resist these pressures; in some cases, the entry is reworded to respect the concern of the body in question. No entries have been eliminated as a result of such pressure. See the Appendix "Editorial problems" for further information.

Evaluation

The final evaluation of the information presented here must be left to the users of this volume. See the Appendices "Contents of organization descriptions", "Types of organization" and "Editorial problems and policies" for further information.

Avertissement

Contenu

L’objectif du *Yearbook of International Organizations* est de couvrir tous les types d’organisations internationales, à partir d’un large éventail de critères. On peut donc y trouver des organismes qui, selon certaines définitions plus étroites, n’y auraient pas place – pas assez “internationaux” par exemple, ou pas une “vrai” organisation, ou d’importance trop réduite. Voir aussi Annexe: "Types of organization".

Sources

La description des organisations telle qu’elle est présentée dans ce Yearbook est basée sur un ensemble de sources différentes. Priorité est normalement donnée à l’information reçue des organisations elles-mêmes, et en même temps tous les efforts sont faits par la rédaction pour contrôler cette information à l’aide d’autres sources (périodiques, documents officiels, médias, etc). Il peut arriver, qu’au cours des années, des organisations modifient leurs objectifs ou changent leurs caractéristiques. Les rédacteurs du *Yearbook* recueillent des informations auprès de multiples sources afin de présenter de façon appropriée, mais inévitablement statique, la physionomie d’une situation essentiellement dynamique. Voir aussi Annexe: "Editorial problems".

Fiabilité des sources

Quoiqu’il en soit, l’évaluation finale de l’information présentée incombe à l’utilisateur qui l’établira à la lumière de ses critères personnels. La rédaction décline toute responsabilité pour les inexactitudes qui se glisseraient dans l’information présentée et s’excuse des inconvénients qui pourraient en découler pour l’utilisateur. Voir aussi Annexe: "Editorial problems".

Censure

Peut-être est-ce le lieu de rappeler ici que, en ce qui concerne certaines catégories d’information, la rédaction du Yearbook est l’objet de pressions de la part d’organisations qui en demandent la suppression. Dans la plupart des cas, la rédaction du Yearbook résiste à de telles pressions. Sinon, mention est faite de la préoccupation de l’organisation concernée. Aucune notice n’a été éliminée du fait d’une quelconque pression. Voir aussi Annexe: "Editorial problems".

Evaluation

L’évaluation finale de l’information présentée dans ce volume est laissée aux utilisateurs. Voir aussi les Annexes " Contenu des notices descriptives", "Types d’organisation" et " Politique rédactionnelle".

DISCLAIMER. The organizations described in this Yearbook are invited annually to update their profiles. By updating or approving a profile, the organization gives its fully informed permission to the Union of International Associations (UIA) to collect, save and use the data the organization thus submits, in order to execute UIA’s core activities as set out in <https://uia.org/core-activities>. At any time an organization described in this Yearbook may ask UIA to remove, free of charge, its contact details by writing to uia@uia.org. UIA is responsible for processing the data it receives in accordance with the *General Data Protection Regulation* of the European Union. UIA will take all reasonable measures to ensure the protection of the data it holds. Those who submit data acknowledge and agree that the transmission of data is never without risk and therefore potential damage due to the unlawful use of information by third parties cannot be claimed from UIA. For more information, please see <https://uia.org/privacypolicy>

UN Sustainable Development Goals

For more information:

<https://www.un.org/sustainabledevelopment/>

Informations complémentaires sur le web

<https://www.un.org/sustainabledevelopment/fr/objectifs-de-developpement-durable/>

The Sustainable Development Goals (SDGs) (or Global Goals for Sustainable Development) are a collection of 17 global goals set by the United Nations Development Programme. The formal name for the SDGs is: "Transforming our World: the 2030 Agenda for Sustainable Development." That has been shortened to "2030 Agenda." The goals are broad and interdependent, yet each has a separate list of targets to achieve. Achieving all 169 targets would signal accomplishing all 17 goals. The SDGs cover social and economic development issues including poverty, hunger, health, education, global warming, gender equality, water, sanitation, energy, urbanization, environment and social justice.

Paragraph 54 of United Nations General Assembly Resolution A/RES/70/1 of 25 September 2015 contains the goals and targets. The UN-led process involved its 193 Member States and global civil society. The resolution is a broad intergovernmental agreement that acts as the Post-2015 Development Agenda. The SDGs build on the principles agreed upon in Resolution A/RES/66/288, entitled "The Future We Want". This was a non-binding document released as a result of Rio+20 Conference held in 2012.

- Goal 1. End Poverty in all its forms everywhere
- Goal 2. End hunger, achieve food security and improved nutrition and promote sustainable agriculture
- Goal 3. Ensure healthy lives and promote well-being for all at all ages
- Goal 4. Ensure inclusive and equitable quality education and promote lifelong learning opportunities for all
- Goal 5. Achieve gender equality and empower all women and girls
- Goal 6. Ensure availability and sustainable management of water and sanitation for all
- Goal 7. Ensure access to affordable, reliable, sustainable and modern energy for all
- Goal 8. Promote sustained, inclusive and sustainable economic growth, full and productive employment and decent work for all
- Goal 9. Build resilient infrastructure, promote inclusive and sustainable industrialization and foster innovation
- Goal 10. Reduce inequality within and among countries
- Goal 11. Make cities and human settlements inclusive, safe, resilient and sustainable
- Goal 12. Ensure sustainable consumption and production patterns
- Goal 13. Take urgent action to combat climate change and its impacts
- Goal 14. Conserve and sustainably use the oceans, seas and marine resources for sustainable development
- Goal 15. Protect, restore and promote sustainable use of terrestrial ecosystems, sustainably manage forests, combat desertification, and halt and reverse land degradation and halt biodiversity loss
- Goal 16. Promote peaceful and inclusive societies for sustainable development, provide access to justice for all and build effective, accountable and inclusive institutions at all levels
- Goal 17. Strengthen the means of implementation and revitalize the Global Partnership for Sustainable Development



Goal 1. End Poverty in all its forms everywhere

While global poverty rates have been cut by more than half since 2000, one in ten people in developing regions are still living with their families on less than the international poverty line of US\$1.90 a day, and there are millions more who make little more than this daily amount. Significant progress has been made in many countries within Eastern and Southeastern Asia, but up to 42% of the population in Sub-Saharan Africa continues to live below the poverty line.

Poverty is more than the lack of income and resources to ensure a sustainable livelihood. Its manifestations include hunger and malnutrition, limited access to education and other basic services, social discrimination and exclusion as well as the lack of participation in decision-making.

Economic growth must be inclusive to provide sustainable jobs and promote equality. Social protection systems need to be implemented to help alleviate the suffering of disaster-prone countries and provide support in the face of great economic risks. These systems will help strengthen responses by afflicted populations to unexpected economic losses during disasters and will eventually help to end extreme poverty in the most impoverished areas.

Facts and Figures

- 783 million people live below the international poverty line of US\$1.90 a day
- In 2016, almost 10 per cent of the world's workers live with their families on less than US\$1.90 per person per day
- Globally, there are 122 women aged 25 to 34 living in extreme poverty for every 100 men of the same age group.
- Most people living below the poverty line belong to two regions: Southern Asia and sub-Saharan Africa
- High poverty rates are often found in small, fragile and conflict-affected countries
- One in four children under age five in the world has inadequate height for his or her age
- As of 2016, only 45% of the world's population were effectively covered by at least one social protection cash benefit.
- In 2017, economic losses due to disasters, including three major hurricanes in the USA and the Caribbean, were estimated at over \$300 billion.

Goal 1 Targets

- 1.1 By 2030, eradicate extreme poverty for all people everywhere, currently measured as people living on less than \$1.25 a day
 - Indicator 1.1.1: Proportion of population below the international poverty line, by sex, age, employment status and geographical location (urban/rural)

- 1.2 By 2030, reduce at least by half the proportion of men, women and children of all ages living in poverty in all its dimensions according to national definitions implement nationally appropriate social protection systems and measure for all, including floors, and by 2030 achieve substantial coverage of the poor and the vulnerable
 - Indicator 1.2.1: Proportion of population living below the national poverty line, by sex and age
 - Indicator 1.2.2: Proportion of men, women and children of all ages living in poverty in all its dimensions according to national definitions
- 1.3 Implement nationally appropriate social protection systems and measures for all, including floors, and by 2030 achieve substantial coverage of the poor and the vulnerable
 - Indicator 1.3.1: Proportion of population covered by social protection floors/systems, by sex, distinguishing children, unemployed persons, older persons, persons with disabilities, pregnant women, newborns, work-injury victims and the poor and the vulnerable
- 1.4 By 2030, ensure that all men and women, in particular the poor and the vulnerable, have equal rights to economic resources, as well as access to basic services, ownership and control over land and other forms of property, inheritance, natural resources, appropriate new technology and financial services, including microfinance
 - Indicator 1.4.1: Proportion of population living in households with access to basic services
 - Indicator 1.4.2: Proportion of total adult population with secure tenure rights to land, with legally recognized documentation and who perceive their rights to land as secure, by sex and by type of tenure
- 1.5 By 2030, build the resilience of the poor and those in vulnerable situations and reduce their exposure and vulnerability to climate-related extreme events and other economic, social and environmental shocks and disasters
 - Indicator 1.5.1: Number of deaths, missing persons and directly affected persons attributed to disasters per 100,000 population
 - Indicator 1.5.2: Direct economic loss attributed to disasters in relation to global gross domestic product (GDP)
 - Indicator 1.5.3: Number of countries that adopt and implement national disaster risk reduction strategies in line with the Sendai Framework for Disaster Risk Reduction 2015-2030
 - Indicator 1.5.4: Proportion of local governments that adopt and implement local disaster risk reduction strategies in line with national disaster risk reduction strategies

1.6 Ensure significant mobilization of resources from a variety of sources, including through enhanced development cooperation, in order to provide adequate and predictable means for developing countries, in particular least developed countries, to implement programmes and policies to end poverty in all its dimensions

- Indicator 1.a.1: Proportion of domestically generated resources allocated by the government directly to poverty reduction programmes
- Indicator 1.a.2: Proportion of total government spending on essential services (education, health and social protection)
- Indicator 1.a.3: Sum of total grants and non-debt-creating inflows directly allocated to poverty reduction programmes as a proportion of GDP

1.A. Create sound policy frameworks at the national, regional and international levels, based on pro-poor and gender-sensitive development strategies, to support accelerated investment in poverty eradication actions

- Indicator 1.b.1: Proportion of government recurrent and capital spending to sectors that disproportionately benefit women, the poor and vulnerable groups



Goal 2. End hunger, achieve food security and improved nutrition and promote sustainable agriculture

It is time to rethink how we grow, share and consume our food. If done right, agriculture, forestry and fisheries can provide nutritious food for all and generate decent incomes, while supporting people-centered rural development and protecting the environment.

Right now, our soils, freshwater, oceans, forests and biodiversity are being rapidly degraded. Climate change is putting even more pressure on the resources we depend on, increasing risks associated with disasters, such as droughts and floods. Many rural women and men can no longer make ends meet on their land, forcing them to migrate to cities in search of opportunities. Poor food security is also causing millions of children to be stunted, or too short for the ages, due to severe malnutrition.

A profound change of the global food and agriculture system is needed if we are to nourish the 815 million people who are hungry today and the additional 2 billion people expected to be undernourished by 2050. Investments in agriculture are crucial to increasing the capacity for agricultural productivity and sustainable food production systems are necessary to help alleviate the perils of hunger.

Facts and Figures

Hunger

- Globally, one in nine people in the world today (815 million) are undernourished
- The majority of the world's hungry people live in developing countries, where 12.9 per cent of the population is undernourished.
- Asia is the continent with the hungriest people – two thirds of the total. The percentage in southern Asia has fallen in recent years but in western Asia it has increased slightly.
- Southern Asia faces the greatest hunger burden, with about 281 million undernourished people. In sub-Saharan Africa, projections for the 2014-2016 period indicate a rate of undernourishment of almost 23 per cent.
- Poor nutrition causes nearly half (45 per cent) of deaths in children under five – 3.1 million children each year.
- One in four of the world's children suffer stunted growth. In developing countries, the proportion can rise to one in three.
- 66 million primary school-age children attend classes hungry across the developing world, with 23 million in Africa alone.

Food security

- Agriculture is the single largest employer in the world, providing livelihoods for 40 per cent of today's global population. It is the largest source of income and jobs for poor rural households.
- 500 million small farms worldwide, most still rainfed, provide up to 80 per cent of food consumed in a large part of the developing world. Investing in smallholder women and men is an important way to increase food security and nutrition for the poorest, as well as food production for local and global markets.
- Since the 1900s, some 75 per cent of crop diversity has been lost from farmers' fields. Better use of agricultural biodiversity can contribute to more nutritious diets, enhanced livelihoods for farming communities and more resilient and sustainable farming systems.
- If women farmers had the same access to resources as men, the number of hungry in the world could be reduced by up to 150 million.
- 4 billion people have no access to electricity worldwide – most of whom live in rural areas of the developing world. Energy poverty in many regions is a fundamental barrier to reducing hunger and ensuring that the world can produce enough food to meet future demand.

Goal 2 Targets

- 2.1. By 2030, end hunger and ensure access by all people, in particular the poor and people in vulnerable situations, including infants, to safe, nutritious and sufficient food all year round
 - Indicator 2.1.1: Prevalence of undernourishment
 - Indicator 2.1.2: Prevalence of moderate or severe food insecurity in the population, based on the Food Insecurity Experience Scale (FIES)
- 2.2. By 2030, end all forms of malnutrition, including achieving, by 2025, the internationally agreed targets on stunting and wasting in children under 5 years of age, and address the nutritional needs of adolescent girls, pregnant and lactating women and older persons
 - Indicator 2.2.1: Prevalence of stunting (height for age <-2 standard deviation from the median of the World Health Organization (WHO) Child Growth Standards) among children under 5 years of age
 - Indicator 2.2.2: Prevalence of malnutrition (weight for height $>+2$ or <-2 standard deviation from the median of the WHO Child Growth Standards) among children under 5 years of age, by type (wasting and overweight)
- 2.3. By 2030, double the agricultural productivity and incomes of small-scale food producers, in particular women, indigenous peoples, family farmers, pastoralists and fishers, including through secure and equal access to land, other productive resources and inputs, knowledge, financial services, markets and opportunities for value addition and non-farm employment

-
- Indicator 2.3.1: Volume of production per labour unit by classes of farming/pastoral/forestry enterprise size
 - Indicator 2.3.2: Average income of small-scale food producers, by sex and indigenous status
- 2.4. By 2030, ensure sustainable food production systems and implement resilient agricultural practices that increase productivity and production, that help maintain ecosystems, that strengthen capacity for adaptation to climate change, extreme weather, drought, flooding and other disasters and that progressively improve land and soil quality
- Indicator 2.4.1: Proportion of agricultural area under productive and sustainable agriculture
- 2.5. By 2020, maintain the genetic diversity of seeds, cultivated plants and farmed and domesticated animals and their related wild species, including through soundly managed and diversified seed and plant banks at the national, regional and international levels, and promote access to and fair and equitable sharing of benefits arising from the utilization of genetic resources and associated traditional knowledge, as internationally agreed
- Indicator 2.5.1: Number of plant and animal genetic resources for food and agriculture secured in either medium or long-term conservation facilities
 - Indicator 2.5.2: Proportion of local breeds classified as being at risk, not-at-risk or at unknown level of risk of extinction
- 2.A. Increase investment, including through enhanced international cooperation, in rural infrastructure, agricultural research and extension services, technology development and plant and livestock gene banks in order to enhance agricultural productive capacity in developing countries, in particular least developed countries
- Indicator 2.a.1: The agriculture orientation index for government expenditures
 - Indicator 2.a.2: Total official flows (official development assistance plus other official flows) to the agriculture sector
- 2.B. Correct and prevent trade restrictions and distortions in world agricultural markets, including through the parallel elimination of all forms of agricultural export subsidies and all export measures with equivalent effect, in accordance with the mandate of the Doha Development Round
- Indicator 2.b.1: Agricultural export subsidies
- 2.C. Adopt measures to ensure the proper functioning of food commodity markets and their derivatives and facilitate timely access to market information, including on food reserves, in order to help limit extreme food price volatility
- Indicator 2.c.1: Indicator of food price anomalies



Goal 3. Ensure healthy lives and promote well-being for all at all ages

Ensuring healthy lives and promoting the well-being at all ages is essential to sustainable development.

Significant strides have been made in increasing life expectancy and reducing some of the common killers associated with child and maternal mortality, but working towards achieving the target of less than 70 maternal deaths per 100,000 live births by 2030 would require improvements in skilled delivery care.

Achieving the target of reducing premature deaths due to incommunicable diseases by 1/3 by the year 2030 would also require more efficient technologies for clean fuel use during cooking and education on the risks of tobacco.

Many more efforts are needed to fully eradicate a wide range of diseases and address many different persistent and emerging health issues. By focusing on providing more efficient funding of health systems, improved sanitation and hygiene, increased access to physicians and more tips on ways to reduce ambient pollution, significant progress can be made in helping to save the lives of millions.

Facts and Figures

Child health

- 17,000 fewer children die each day than in 1990, but more than five million children still die before their fifth birthday each year.
- Since 2000, measles vaccines have averted nearly 15.6 million deaths.
- Despite determined global progress, an increasing proportion of child deaths are in Sub-Saharan Africa and Southern Asia. Four out of every five deaths of children under age five occur in these regions.
- Children born into poverty are almost twice as likely to die before the age of five as those from wealthier families.
- Children of educated mothers—even mothers with only primary schooling—are more likely to survive than children of mothers with no education.

Maternal health

- Maternal mortality has fallen by 37% since 2000.
- In Eastern Asia, Northern Africa and Southern Asia, maternal mortality has declined by around two-thirds.
- But maternal mortality ratio – the proportion of mothers that do not survive childbirth compared to those who do – in developing regions is still 14 times higher than in the developed regions.
- More women are receiving antenatal care. In developing regions, antenatal care increased from 65 per cent in 1990 to 83 per cent in 2012.
- Only half of women in developing regions receive the recommended amount of health care they need.
- Fewer teens are having children in most developing regions, but progress has slowed. The large increase in contraceptive use in the 1990s was not matched in the 2000s.

- The need for family planning is slowly being met for more women, but demand is increasing at a rapid pace.

HIV/AIDS, malaria and other diseases

- 7 million people globally were living with HIV in 2016, out of which 2.1 million are children under 15.
- 1 million people have become infected with HIV since the start of the epidemic.
- 9 million people were accessing antiretroviral therapy in June 2017.
- 8 million people became newly infected with HIV in 2016.
- 1 million people died from AIDS-related illnesses in 2016.
- Tuberculosis remains the leading cause of death among people living with HIV, accounting for around one in three AIDS-related deaths.
- Globally, adolescent girls and young women face gender-based inequalities, exclusion, discrimination and violence, which put them at increased risk of acquiring HIV.
- HIV is the leading cause of death for women of reproductive age worldwide.
- AIDS is now the leading cause of death among adolescents (aged 10–19) in Africa and the second most common cause of death among adolescents globally.
- Over 6.2 million malaria deaths have been averted between 2000 and 2015, primarily of children under five years of age in sub-Saharan Africa. The global malaria incidence rate has fallen by an estimated 37 per cent and the mortality rates by 58 per cent.

Goal 3 Targets

- 3.1. By 2030, reduce the global maternal mortality ratio to less than 70 per 100,000 live births
 - Indicator 3.1.1: Maternal mortality ratio
 - Indicator 3.1.2: Proportion of births attended by skilled health personnel
- 3.2. By 2030, end preventable deaths of newborns and children under 5 years of age, with all countries aiming to reduce neonatal mortality to at least as low as 12 per 1,000 live births and under-5 mortality to at least as low as 25 per 1,000 live births
 - Indicator 3.2.1: Under-five mortality rate
 - Indicator 3.2.2: Neonatal mortality rate
- 3.3. By 2030, end the epidemics of AIDS, tuberculosis, malaria and neglected tropical diseases and combat hepatitis, water-borne diseases and other communicable diseases
 - Indicator 3.3.1: Number of new HIV infections per 1,000 uninfected population, by sex, age and key populations
 - Indicator 3.3.2: Tuberculosis incidence per 100,000 population
 - Indicator 3.3.3: Malaria incidence per 1,000 population
 - Indicator 3.3.4: Hepatitis B incidence per 100,000 population
 - Indicator 3.3.5: Number of people requiring interventions against neglected tropical diseases

-
- 3.4. By 2030, reduce by one third premature mortality from non-communicable diseases through prevention and treatment and promote mental health and well-being
- Indicator 3.4.1: Mortality rate attributed to cardiovascular disease, cancer, diabetes or chronic respiratory disease
 - Indicator 3.4.2: Suicide mortality rate
- 3.5. Strengthen the prevention and treatment of substance abuse, including narcotic drug abuse and harmful use of alcohol
- Indicator 3.5.1: Coverage of treatment interventions (pharmacological, psychosocial and rehabilitation and aftercare services) for substance use disorders
 - Indicator 3.5.2: Harmful use of alcohol, defined according to the national context as alcohol per capita consumption (aged 15 years and older) within a calendar year in litres of pure alcohol
- 3.6. By 2020, halve the number of global deaths and injuries from road traffic accidents
- Indicator 3.6.1: Death rate due to road traffic injuries
- 3.7. By 2030, ensure universal access to sexual and reproductive health-care services, including for family planning, information and education, and the integration of reproductive health into national strategies and programmes
- Indicator 3.7.1: Proportion of women of reproductive age (aged 15-49 years) who have their need for family planning satisfied with modern methods
 - Indicator 3.7.2: Adolescent birth rate (aged 10-14 years; aged 15-19 years) per 1,000 women in that age group
- 3.8. Achieve universal health coverage, including financial risk protection, access to quality essential health-care services and access to safe, effective, quality and affordable essential medicines and vaccines for all
- Indicator 3.8.1: Coverage of essential health services (defined as the average coverage of essential services based on tracer interventions that include reproductive, maternal, newborn and child health, infectious diseases, non-communicable diseases and service capacity and access, among the general and the most disadvantaged population)
 - Indicator 3.8.2: Proportion of population with large household expenditures on health as a share of total household expenditure or income
- 3.9. By 2030, substantially reduce the number of deaths and illnesses from hazardous chemicals and air, water and soil pollution and contamination
- Indicator 3.9.1: Mortality rate attributed to household and ambient air pollution
 - Indicator 3.9.2: Mortality rate attributed to unsafe water, unsafe sanitation and lack of hygiene (exposure to unsafe Water, Sanitation and Hygiene for All (WASH) services)
 - Indicator 3.9.3: Mortality rate attributed to unintentional poisoning
- 3.A. Strengthen the implementation of the World Health Organization Framework Convention on Tobacco Control in all countries, as appropriate
- Indicator 3.a.1: Age-standardized prevalence of current tobacco use among persons aged 15 years and older
- 3.B. Support the research and development of vaccines and medicines for the communicable and non-communicable diseases that primarily affect developing countries, provide access to affordable essential medicines and vaccines, in accordance with the Doha Declaration on the TRIPS Agreement and Public Health, which affirms the right of developing countries to use to the full the provisions in the Agreement on Trade-Related Aspects of Intellectual Property Rights regarding flexibilities to protect public health, and, in particular, provide access to medicines for all
- Indicator 3.b.1: Proportion of the target population covered by all vaccines included in their national programme
 - Indicator 3.b.2: Total net official development assistance to medical research and basic health sectors
 - Indicator 3.b.3: Proportion of health facilities that have a core set of relevant essential medicines available and affordable on a sustainable basis
- 3.C. Substantially increase health financing and the recruitment, development, training and retention of the health workforce in developing countries, especially in least developed countries and small island developing States
- Indicator 3.c.1: Health worker density and distribution
- 3.D. Strengthen the capacity of all countries, in particular developing countries, for early warning, risk reduction and management of national and global health risks
- Indicator 3.d.1: International Health Regulations (IHR) capacity and health emergency preparedness



Goal 4. Ensure inclusive and equitable quality education and promote lifelong learning opportunities for all

Obtaining a quality education is the foundation to creating sustainable development. In addition to improving quality of life, access to inclusive education can help equip locals with the tools required to develop innovative solutions to the world's greatest problems.

Over 265 million children are currently out of school and 22% of them are of primary school age. Additionally, even the children who are attending schools are lacking basic skills in reading and math. In the past decade, major progress has been made towards increasing access to education at all levels and increasing enrollment rates in schools particularly for women and girls. Basic literacy skills have improved tremendously, yet bolder efforts are needed to make even greater strides for achieving universal education goals. For example, the world has achieved equality in primary education between girls and boys, but few countries have achieved that target at all levels of education.

The reasons for lack of quality education are due to lack of adequately trained teachers, poor conditions of schools and equity issues related to opportunities provided to rural children. For quality education to be provided to the children of impoverished families, investment is needed in educational scholarships, teacher training workshops, school building and improvement of water and electricity access to schools.

Facts and Figures

- Enrolment in primary education in developing countries has reached 91 per cent but 57 million primary age children remain out of school.
- More than half of children that have not enrolled in school live in sub-Saharan Africa.
- An estimated 50 per cent of out-of-school children of primary school age live in conflict-affected areas.
- 617 million youth worldwide lack basic mathematics and literacy skills.

Goal 4 Targets

- 4.1. By 2030, ensure that all girls and boys complete free, equitable and quality primary and secondary education leading to relevant and effective learning outcomes
 - Indicator 4.1.1: Proportion of children and young people: (a) in grades 2/3; (b) at the end of primary; and (c) at the end of lower secondary achieving at least a minimum proficiency level in (i) reading and (ii) mathematics, by sex
- 4.2. By 2030, ensure that all girls and boys have access to quality early childhood development, care and pre-primary education so that they are ready for primary education
 - Indicator 4.2.1: Proportion of children under 5 years of age who are developmentally on track in health, learning and psychosocial well-being, by sex
 - Indicator 4.2.2: Participation rate in organized learning (one year before the official primary entry age), by sex
- 4.3. By 2030, ensure equal access for all women and men to affordable and quality technical, vocational and tertiary education, including university
 - Indicator 4.3.1: Participation rate of youth and adults in formal and non-formal education and training in the previous 12 months, by sex
- 4.4. By 2030, substantially increase the number of youth and adults who have relevant skills, including technical and vocational skills, for employment, decent jobs and entrepreneurship
 - Indicator 4.4.1: Proportion of youth and adults with information and communications technology (ICT) skills, by type of skill
- 4.5. By 2030, eliminate gender disparities in education and ensure equal access to all levels of education and vocational training for the vulnerable, including persons with disabilities, indigenous peoples and children in vulnerable situations
 - Indicator 4.5.1: Parity indices (female/male, rural/urban, bottom/top wealth quintile and others such as disability status, indigenous peoples and conflict-affected, as data become available) for all education indicators on this list that can be disaggregated
- 4.6. By 2030, ensure that all youth and a substantial proportion of adults, both men and women, achieve literacy and numeracy
 - Indicator 4.6.1: Proportion of population in a given age group achieving at least a fixed level of proficiency in functional (a) literacy and (b) numeracy skills, by sex
- 4.7. By 2030, ensure that all learners acquire the knowledge and skills needed to promote sustainable development, including, among others, through education for sustainable development and sustainable lifestyles, human rights, gender equality, promotion of a culture of peace and non-violence, global citizenship and appreciation of cultural diversity and of culture's contribution to sustainable development
 - Indicator 4.7.1: Extent to which (i) global citizenship education and (ii) education for sustainable development, including gender equality and human rights, are mainstreamed at all levels in: (a) national education policies; (b) curricula; (c) teacher education; and (d) student assessment

-
- 4.A. Build and upgrade education facilities that are child, disability and gender sensitive and provide safe, non-violent, inclusive and effective learning environments for all
- Indicator 4.a.1: Proportion of schools with access to: (a) electricity; (b) the Internet for pedagogical purposes; (c) computers for pedagogical purposes; (d) adapted infrastructure and materials for students with disabilities; (e) basic drinking water; (f) single-sex basic sanitation facilities; and (g) basic handwashing facilities (as per the WASH indicator definitions)
- 4.B. By 2020, substantially expand globally the number of scholarships available to developing countries, in particular least developed countries, small island developing States and African countries, for enrolment in higher education, including vocational training and information and communications technology, technical, engineering and scientific programmes, in developed countries and other developing countries
- Indicator 4.b.1: Volume of official development assistance flows for scholarships by sector and type of study
- 4.C. By 2030, substantially increase the supply of qualified teachers, including through international cooperation for teacher training in developing countries, especially least developed countries and small island developing States
- Indicator 4.c.1: Proportion of teachers in: (a) pre-primary; (b) primary; (c) lower secondary; and (d) upper secondary education who have received at least the minimum organized teacher training (e.g. pedagogical training) pre-service or in-service required for teaching at the relevant level in a given country



Goal 5. Achieve gender equality and empower all women and girls

While the world has achieved progress towards gender equality and women's empowerment under the Millennium Development Goals (including equal access to primary education between girls and boys), women and girls continue to suffer discrimination and violence in every part of the world.

Gender equality is not only a fundamental human right, but a necessary foundation for a peaceful, prosperous and sustainable world. Unfortunately, at the current time, 1 in 5 women and girls between the ages of 15-49 have reported experiencing physical or sexual violence by an intimate partner within a 12-month period and 49 countries currently have no laws protecting women from domestic violence. Progress is occurring regarding harmful practices such as child marriage and FGM (Female Genital Mutilation), which has declined by 30% in the past decade, but there is still much work to be done to completely eliminate such practices.

Providing women and girls with equal access to education, health care, decent work, and representation in political and economic decision-making processes will fuel sustainable economies and benefit societies and humanity at large. Implementing new legal frameworks regarding female equality in the workplace and the eradication of harmful practices targeted at women is crucial to ending the gender-based discrimination prevalent in many countries around the world.

Facts and Figures

- Globally, 750 million women and girls were married before the age of 18 and at least 200 million women and girls in 30 countries have undergone FGM.
- In 18 countries, husbands can legally prevent their wives from working; in 39 countries, daughters and sons do not have equal inheritance rights; and 49 countries lack laws protecting women from domestic violence.
- One in five women and girls, including 19 per cent of women and girls aged 15 to 49, have experienced physical and/or sexual violence by an intimate partner with the last 12 months. Yet, 49 countries have no laws that specifically protect women from such violence.
- While women have made important inroads into political office across the world, their representation in national parliaments at 23.7 per cent is still far from parity.
- Only 52 per cent of women married or in a union freely make their own decisions about sexual relations, contraceptive use and health care.
- Globally, women are just 13 per cent of agricultural land holders.
- More than 100 countries have taken action to track budget allocations for gender equality.
- Women in Northern Africa hold less than one in five paid jobs in the non-agricultural sector. The proportion of women in paid employment outside the agriculture sector has increased from 35 per cent in 1990 to 41 per cent in 2015.

- In 46 countries, women now hold more than 30 per cent of seats in national parliament in at least one chamber.
- In Southern Asia, a girl's risk of marrying in childhood has dropped by over 40% since 2000.
- The rates of girls between 15-19 who are subjected to FGM (female genital mutilation) in the 30 countries where the practice is concentrated have dropped from 1 in 2 girls in 2000 to 1 in 3 girls by 2017.

Goal 5 Targets

- 5.1. End all forms of discrimination against all women and girls everywhere
 - Indicator 5.1.1: Whether or not legal frameworks are in place to promote, enforce and monitor equality and nondiscrimination on the basis of sex
- 5.2. Eliminate all forms of violence against all women and girls in the public and private spheres, including trafficking and sexual and other types of exploitation
 - Indicator 5.2.1: Proportion of ever-partnered women and girls aged 15 years and older subjected to physical, sexual or psychological violence by a current or former intimate partner in the previous 12 months, by form of violence and by age
 - Indicator 5.2.2: Proportion of women and girls aged 15 years and older subjected to sexual violence by persons other than an intimate partner in the previous 12 months, by age and place of occurrence
- 5.3. Eliminate all harmful practices, such as child, early and forced marriage and female genital mutilation
 - Indicator 5.3.1: Proportion of women aged 20-24 years who were married or in a union before age 15 and before age 18
 - Indicator 5.3.2: Proportion of girls and women aged 15-49 years who have undergone female genital mutilation/cutting, by age
- 5.4. Recognize and value unpaid care and domestic work through the provision of public services, infrastructure and social protection policies and the promotion of shared responsibility within the household and the family as nationally appropriate
 - Indicator 5.4.1: Proportion of time spent on unpaid domestic and care work, by sex, age and location
- 5.5. Ensure women's full and effective participation and equal opportunities for leadership at all levels of decision-making in political, economic and public life
 - Indicator 5.5.1: Proportion of seats held by women in (a) national parliaments and (b) local governments
 - Indicator 5.5.2: Proportion of women in managerial positions

-
- 5.6. Ensure universal access to sexual and reproductive health and reproductive rights as agreed in accordance with the Programme of Action of the International Conference on Population and Development and the Beijing Platform for Action and the outcome documents of their review conferences
- Indicator 5.6.1: Proportion of women aged 15-49 years who make their own informed decisions regarding sexual relations, contraceptive use and reproductive health care
 - Indicator 5.6.2: Number of countries with laws and regulations that guarantee full and equal access to women and men aged 15 years and older to sexual and reproductive health care, information and education
- 5.A. Undertake reforms to give women equal rights to economic resources, as well as access to ownership and control over land and other forms of property, financial services, inheritance and natural resources, in accordance with national laws
- Indicator 5.a.1: (a) Proportion of total agricultural population with ownership or secure rights over agricultural land, by sex; and (b) share of women among owners or rights-bearers of agricultural land, by type of tenure
 - Indicator 5.a.2: Proportion of countries where the legal framework (including customary law) guarantees women's equal rights to land ownership and/or control
- 5.B. Enhance the use of enabling technology, in particular information and communications technology, to promote the empowerment of women
- Indicator 5.b.1: Proportion of individuals who own a mobile telephone, by sex
- 5.C. Adopt and strengthen sound policies and enforceable legislation for the promotion of gender equality and the empowerment of all women and girls at all levels
- Indicator 5.c.1: Proportion of countries with systems to track and make public allocations for gender equality and women's empowerment



Goal 6. Ensure availability and sustainable management of water and sanitation for all

Clean, accessible water for all is an essential part of the world we want to live in and there is sufficient fresh water on the planet to achieve this. However, due to bad economics or poor infrastructure, millions of people including children die every year from diseases associated with inadequate water supply, sanitation and hygiene.

Water scarcity, poor water quality and inadequate sanitation negatively impact food security, livelihood choices and educational opportunities for poor families across the world. At the current time, more than 2 billion people are living with the risk of reduced access to freshwater resources and by 2050, at least one in four people is likely to live in a country affected by chronic or recurring shortages of fresh water. Drought in specific afflicts some of the world's poorest countries, worsening hunger and malnutrition. Fortunately, there has been great progress made in the past decade regarding drinking sources and sanitation, whereby over 90% of the world's population now has access to improved sources of drinking water.

To improve sanitation and access to drinking water, there needs to be increased investment in management of freshwater ecosystems and sanitation facilities on a local level in several developing countries within Sub-Saharan Africa, Central Asia, Southern Asia, Eastern Asia and South-Eastern Asia.

Facts and Figures

- 3 in 10 people lack access to safely managed drinking water services and 6 in 10 people lack access to safely managed sanitation facilities.
- At least 892 million people continue to practice open defecation.
- Women and girls are responsible for water collection in 80 per cent of households without access to water on premises.
- Between 1990 and 2015, the proportion of the global population using an improved drinking water source has increased from 76 per cent to 90 per cent
- Water scarcity affects more than 40 per cent of the global population and is projected to rise. Over 1.7 billion people are currently living in river basins where water use exceeds recharge.
- 4 billion people lack access to basic sanitation services, such as toilets or latrines
- More than 80 per cent of wastewater resulting from human activities is discharged into rivers or sea without any pollution removal
- Each day, nearly 1,000 children die due to preventable water and sanitation-related diarrheal diseases
- Approximately 70 per cent of all water abstracted from rivers, lakes and aquifers is used for irrigation
- Floods and other water-related disasters account for 70 per cent of all deaths related to natural disasters

Goal 6 Targets

6.1. By 2030, achieve universal and equitable access to safe and affordable drinking water for all

- Indicator 6.1.1: Proportion of population using safely managed drinking water services
- 6.2. By 2030, achieve access to adequate and equitable sanitation and hygiene for all and end open defecation, paying special attention to the needs of women and girls and those in vulnerable situations
- Indicator 6.2.1: Proportion of population using safely managed sanitation services, including a hand-washing facility with soap and water
- 6.3. By 2030, improve water quality by reducing pollution, eliminating dumping and minimizing release of hazardous chemicals and materials, halving the proportion of untreated wastewater and substantially increasing recycling and safe reuse globally
- Indicator 6.3.1: Proportion of wastewater safely treated
 - Indicator 6.3.2: Proportion of bodies of water with good ambient water quality
- 6.4. By 2030, substantially increase water-use efficiency across all sectors and ensure sustainable withdrawals and supply of freshwater to address water scarcity and substantially reduce the number of people suffering from water scarcity
- Indicator 6.4.1: Change in water-use efficiency over time
 - Indicator 6.4.2: Level of water stress: freshwater withdrawal as a proportion of available freshwater resources
- 6.5. By 2030, implement integrated water resources management at all levels, including through transboundary cooperation as appropriate
- Indicator 6.5.1: Degree of integrated water resources management implementation (0-100)
 - Indicator 6.5.2: Proportion of transboundary basin area with an operational arrangement for water cooperation
- 6.6. By 2020, protect and restore water-related ecosystems, including mountains, forests, wetlands, rivers, aquifers and lakes
- Indicator 6.6.1: Change in the extent of water-related ecosystems over time
- 6.A. By 2030, expand international cooperation and capacity-building support to developing countries in water- and sanitation-related activities and programmes, including water harvesting, desalination, water efficiency, wastewater treatment, recycling and reuse technologies
- Indicator 6.a.1: Amount of water- and sanitation-related official development assistance that is part of a government-coordinated spending plan
- 6.B. Support and strengthen the participation of local communities in improving water and sanitation management
- Indicator 6.b.1: Proportion of local administrative units with established and operational policies and procedures for participation of local communities in water and sanitation management



Goal 7. Ensure access to affordable, reliable, sustainable and modern energy for all

Energy is central to nearly every major challenge and opportunity the world faces today. Be it for jobs, security, climate change, food production or increasing incomes, access to energy for all is essential. Working towards this goal is especially important as it interlinks with other Sustainable Development Goals. Focusing on universal access to energy, increased energy efficiency and the increased use of renewable energy through new economic and job opportunities is crucial to creating more sustainable and inclusive communities and resilience to environmental issues like climate change.

At the current time, there are approximately 3 billion people who lack access to clean-cooking solutions and are exposed to dangerous levels of air pollution. Additionally, slightly less than 1 billion people are functioning without electricity and 50% of them are found in Sub-Saharan Africa alone. Fortunately, progress has been made in the past decade regarding the use of renewable electricity from water, solar and wind power and the ratio of energy used per unit of GDP is also declining.

However, the challenge is far from being solved and there needs to be more access to clean fuel and technology and more progress needs to be made regarding integrating renewable energy into end-use applications in buildings, transport and industry. Public and private investments in energy also need to be increased and there needs to be more focus on regulatory frameworks and innovative business models to transform the world's energy systems.

Facts and Figures

- 13% of the global population still lacks access to modern electricity.
- 3 billion people rely on wood, coal, charcoal or animal waste for cooking and heating
- Energy is the dominant contributor to climate change, accounting for around 60 per cent of total global greenhouse gas emissions.
- Indoor air pollution from using combustible fuels for household energy caused 4.3 million deaths in 2012, with women and girls accounting for 6 out of every 10 of these.
- The share of renewable energy in final energy consumption has reached 17.5% in 2015.

Goal 7 Targets

- 7.1. By 2030, ensure universal access to affordable, reliable and modern energy services
 - Indicator 7.1.1: Proportion of population with access to electricity
 - Indicator 7.1.2: Proportion of population with primary reliance on clean fuels and technology
- 7.2. By 2030, increase substantially the share of renewable energy in the global energy mix
 - Indicator 7.2.1: Renewable energy share in the total final energy consumption
- 7.3. By 2030, double the global rate of improvement in energy efficiency
 - Indicator 7.3.1: Energy intensity measured in terms of primary energy and GDP
- 7.A. By 2030, enhance international cooperation to facilitate access to clean energy research and technology, including renewable energy, energy efficiency and advanced and cleaner fossil-fuel technology, and promote investment in energy infrastructure and clean energy technology
 - Indicator 7.a.1: International financial flows to developing countries in support of clean energy research and development and renewable energy production, including in hybrid systems
- 7.B. By 2030, expand infrastructure and upgrade technology for supplying modern and sustainable energy services for all in developing countries, in particular least developed countries, small island developing States and landlocked developing countries, in accordance with their respective programmes of support
 - Indicator 7.b.1: Investments in energy efficiency as a proportion of GDP and the amount of foreign direct investment in financial transfer for infrastructure and technology to sustainable development services



Goal 8. Promote sustained, inclusive and sustainable economic growth, full and productive employment and decent work for all

Roughly half the world's population still lives on the equivalent of about US\$2 a day with global unemployment rates of 5.7% and having a job doesn't guarantee the ability to escape from poverty in many places. This slow and uneven progress requires us to rethink and retool our economic and social policies aimed at eradicating poverty.

A continued lack of decent work opportunities, insufficient investments and under-consumption lead to an erosion of the basic social contract underlying democratic societies: that all must share in progress. Even though the average annual growth rate of real GDP per capita worldwide is increasing year on year, there are still many countries in the developing world that are decelerating in their growth rates and moving farther from the 7% growth rate target set for 2030. As labor productivity decreases and unemployment rates rise, standards of living begin to decline due to lower wages.

Sustainable economic growth will require societies to create the conditions that allow people to have quality jobs that stimulate the economy while not harming the environment. Job opportunities and decent working conditions are also required for the whole working age population. There needs to be increased access to financial services to manage incomes, accumulate assets and make productive investments. Increased commitments to trade, banking and agriculture infrastructure will also help increase productivity and reduce unemployment levels in the world's most impoverished regions.

Facts and Figures

- The global unemployment rate in 2017 was 5.6%, down from 6.4% in 2000.
- Globally, 61% of all workers were engaged in informal employment in 2016. Excluding the agricultural sector, 51% of all workers fell into this employment category.
- Men earn 12.5% more than women in 40 out of 45 countries with data.
- The global gender pay gap stands at 23 per cent globally and without decisive action, it will take another 68 years to achieve equal pay. Women's labour force participation rate is 63 per cent while that of men is 94 per cent.
- Despite their increasing presence in public life, women continue to do 2.6 times the unpaid care and domestic work that men do.
- 470 million jobs are needed globally for new entrants to the labor market between 2016 and 2030.

Goal 8 Targets

- 8.1. Sustain per capita economic growth in accordance with national circumstances and, in particular, at least 7 per cent gross domestic product growth per annum in the least developed countries
 - Indicator 8.1.1: Annual growth rate of real GDP per capita
- 8.2. Achieve higher levels of economic productivity through diversification, technological upgrading and innovation, including through a focus on high-value added and labour-intensive sectors
 - Indicator 8.2.1: Annual growth rate of real GDP per employed person
- 8.3. Promote development-oriented policies that support productive activities, decent job creation, entrepreneurship, creativity and innovation, and encourage the formalization and growth of micro-, small- and medium-sized enterprises, including through access to financial services
 - Indicator 8.3.1: Proportion of informal employment in nonagriculture employment, by sex
- 8.4. Improve progressively, through 2030, global resource efficiency in consumption and production and endeavour to decouple economic growth from environmental degradation, in accordance with the 10-Year Framework of Programmes on Sustainable Consumption and Production, with developed countries taking the lead
 - Indicator 8.4.1: Material footprint, material footprint per capita, and material footprint per GDP
 - Indicator 8.4.2: Domestic material consumption, domestic material consumption per capita, and domestic material consumption per GDP
- 8.5. By 2030, achieve full and productive employment and decent work for all women and men, including for young people and persons with disabilities, and equal pay for work of equal value
 - Indicator 8.5.1: Average hourly earnings of female and male employees, by occupation, age and persons with disabilities
- 8.6. By 2020, substantially reduce the proportion of youth not in employment, education or training
 - Indicator 8.6.1: Proportion of youth (aged 15-24 years) not in education, employment or training
- 8.7. Take immediate and effective measures to eradicate forced labour, end modern slavery and human trafficking and secure the prohibition and elimination of the worst forms of child labour, including recruitment and use of child soldiers, and by 2025 end child labour in all its forms
 - Indicator 8.7.1: Proportion and number of children aged 5 to 17 years engaged in child labour, by sex and age

-
- 8.8. Protect labour rights and promote safe and secure working environments for all workers, including migrant workers, in particular women migrants, and those in precarious employment
- Indicator 8.8.1: Frequency rates of fatal and non-fatal occupational injuries, by sex and migrant status
 - Indicator 8.8.2: Level of national compliance of labour rights (freedom of association and collective bargaining) based on International Labour Organization (ILO) textual sources and national legislation, by sex and migrant status
- 8.9. By 2030, devise and implement policies to promote sustainable tourism that creates jobs and promotes local culture and products
- Indicator 8.9.1: Tourism direct GDP as a proportion of total GDP and in growth rate
 - Indicator 8.9.2: Proportion of jobs in sustainable tourism industries out of total tourism jobs
- 8.10. Strengthen the capacity of domestic financial institutions to encourage and expand access to banking, insurance and financial services for all
- Indicator 8.10.1: (a) Number of commercial bank branches per 100,000 adults and (b) number of automated teller machines (ATMs) per 100,000 adults
 - Indicator 8.10.2: Proportion of adults (15 years and older) with an account at a bank or other financial institution or with a mobile-money-service provider
- 8.A. Increase Aid for Trade support for developing countries, in particular least developed countries, including through the Enhanced Integrated Framework for Trade-related Technical Assistance to Least Developed Countries
- Indicator 8.a.1: Aid for Trade commitments and disbursements
- 8.B. By 2020, develop and operationalize a global strategy for youth employment and implement the Global Jobs Pact of the International Labour Organization
- Indicator 8.b.1: Existence of a developed and operationalized national strategy for youth employment, as a distinct strategy or as part of a national employment strategy



Goal 9. Build resilient infrastructure, promote inclusive and sustainable industrialization and foster innovation

Investments in infrastructure – transport, irrigation, energy and information and communication technology – are crucial to achieving sustainable development and empowering communities in many countries. It has long been recognized that growth in productivity and incomes, and improvements in health and education outcomes require investment in infrastructure

Manufacturing is an important driver of economic development and employment. At the current time, however, manufacturing value added per capita is only US\$100 in the least developed countries compared to over US\$4,500 in Europe and Northern America. Another important factor to consider is the emission of Carbon Dioxide during manufacturing processes. Emissions have decreased over the past decade in many countries but the pace of decline has not been even around the world.

Technological progress is the foundation of efforts to achieve environmental objectives, such as increased resource and energy-efficiency. Without technology and innovation, industrialization will not happen, and without industrialization, development will not happen. There needs to be more investments in high-tech products that dominate the manufacturing productions to increase efficiency and a focus on mobile cellular services that increase connections between people.

Facts and Figures

- Basic infrastructure like roads, information and communication technologies, sanitation, electrical power and water remains scarce in many developing countries
- 16% of the global population does not have access to mobile broadband networks.
- For many African countries, particularly the lower-income countries, the existent constraints regarding infrastructure affect firm productivity by around 40 per cent.
- The global share of manufacturing value added in GDP increased from 15.2% in 2005 to 16.3% in 2017, driven by the fast growth of manufacturing in Asia.
- Industrialization's job multiplication effect has a positive impact on society. Every job in manufacturing creates 2.2 jobs in other sectors.
- Small and medium-sized enterprises that engage in industrial processing and manufacturing are the most critical for the early stages of industrialization and are typically the largest job creators. They make up over 90 per cent of business worldwide and account for between 50-60 per cent of employment.
- Least developed countries have immense potential for industrialization in food and beverages (agro-industry), and textiles and garments, with good prospects for sustained employment generation and higher productivity

- Middle-income countries can benefit from entering the basic and fabricated metals industries, which offer a range of products facing rapidly growing international demand
- In developing countries, barely 30 per cent of agricultural production undergoes industrial processing. In high-income countries, 98 per cent is processed. This suggests that there are great opportunities for developing countries in agribusiness.

Goals 9 Targets

- 9.1. Develop quality, reliable, sustainable and resilient infrastructure, including regional and trans-border infrastructure, to support economic development and human well-being, with a focus on affordable and equitable access for all
 - Indicator 9.1.1: Proportion of the rural population who live within 2 km of an all-season road
- 9.2. Promote inclusive and sustainable industrialization and, by 2030, significantly raise industry's share of employment and gross domestic product, in line with national circumstances, and double its share in least developed countries
 - Indicator 9.2.1: Manufacturing value added as a proportion of GDP and per capita
 - Indicator 9.2.2: Manufacturing employment as a proportion of total employment
- 9.3. Increase the access of small-scale industrial and other enterprises, in particular in developing countries, to financial services, including affordable credit, and their integration into value chains and markets
 - Indicator 9.3.1: Proportion of small-scale industries in total industry value added
 - Indicator 9.3.2: Proportion of small-scale industries with a loan or line of credit
- 9.4. By 2030, upgrade infrastructure and retrofit industries to make them sustainable, with increased resource-use efficiency and greater adoption of clean and environmentally sound technologies and industrial processes, with all countries taking action in accordance with their respective capabilities
 - Indicator 9.4.1: CO2 emission per unit of value added
- 9.5. Enhance scientific research, upgrade the technological capabilities of industrial sectors in all countries, in particular developing countries, including, by 2030, encouraging innovation and substantially increasing the number of research and development workers per 1 million people and public and private research and development spending
 - Indicator 9.5.1: Research and development expenditure as a proportion of GDP
 - Indicator 9.5.2: Researchers (in full-time equivalent) per million inhabitants

-
- 9.A. Facilitate sustainable and resilient infrastructure development in developing countries through enhanced financial, technological and technical support to African countries, least developed countries, landlocked developing countries and small island developing States
- Indicator 9.a.1: Total official international support (official development assistance plus other official flows) to infrastructure
- 9.B. Support domestic technology development, research and innovation in developing countries, including by ensuring a conducive policy environment for, inter alia, industrial diversification and value addition to commodities
- Indicator 9.b.1: Proportion of medium and high-tech industry value added in total value added
- 9.C. Significantly increase access to information and communications technology and strive to provide universal and affordable access to the Internet in least developed countries by 2020
- Indicator 9.c.1: Proportion of population covered by a mobile network, by technology



Goal 10. Reduce inequality within and among countries

The international community has made significant strides towards lifting people out of poverty. The most vulnerable nations – the least developed countries, the landlocked developing countries and the small island developing states – continue to make inroads into poverty reduction. However, inequality persists and large disparities remain regarding access to health and education services and other assets.

There is growing consensus that economic growth is not sufficient to reduce poverty if it is not inclusive and if it does not involve the three dimensions of sustainable development – economic, social and environmental. Fortunately, income inequality has been reduced both between and within countries. At the current time, the per capita income of 60 out of 94 countries with data has risen more rapidly than the national average. There has been some progress regarding creating favorable access conditions for exports from least developing countries as well.

To reduce inequality, policies should be universal in principle, paying attention to the needs of disadvantaged and marginalized populations. There needs to be an increase in duty-free treatment and continuation of favoring exports from developing countries, in addition to increasing the share of developing countries' vote within the IMF. Finally, innovations in technology can help reduce the cost of transferring money for migrant workers.

Facts and Figures

- In 2016, over 64.4% of products exported by the least developed countries to world markets faced zero tariffs, an increase of 20% since 2010.
- Evidence from developing countries shows that children in the poorest 20 per cent of the populations are still up to three times more likely to die before their fifth birthday than children in the richest quintiles.
- Social protection has been significantly extended globally, yet persons with disabilities are up to five times more likely than average to incur catastrophic health expenditures.
- Despite overall declines in maternal mortality in most developing countries, women in rural areas are still up to three times more likely to die while giving birth than women living in urban centers.
- Up to 30 per cent of income inequality is due to inequality within households, including between women and men. Women are also more likely than men to live below 50 per cent of the median income

Goal 10 Targets

- 10.1. By 2030, progressively achieve and sustain income growth of the bottom 40 per cent of the population at a rate higher than the national average
 - Growth rates of household expenditure or income per capita among the bottom 40 per cent of the population and the total population
- 10.2. By 2030, empower and promote the social, economic and political inclusion of all, irrespective of age, sex, disability, race, ethnicity, origin, religion or economic or other status
 - Indicator 10.2.1: Proportion of people living below 50 per cent of median income, by sex, age and persons with disabilities
- 10.3. Ensure equal opportunity and reduce inequalities of outcome, including by eliminating discriminatory laws, policies and practices and promoting appropriate legislation, policies and action in this regard
 - Indicator 10.3.1: Proportion of population reporting having personally felt discriminated against or harassed in the previous 12 months on the basis of a ground of discrimination prohibited under international human rights law
- 10.4. Adopt policies, especially fiscal, wage and social protection policies, and progressively achieve greater equality
 - Indicator 10.4.1: Labour share of GDP, comprising wages and social protection transfers
- 10.5. Improve the regulation and monitoring of global financial markets and institutions and strengthen the implementation of such regulations
 - Indicator 10.5.1: Financial Soundness Indicators
- 10.6. Ensure enhanced representation and voice for developing countries in decision-making in global international economic and financial institutions in order to deliver more effective, credible, accountable and legitimate institutions
 - Indicator 10.6.1: Proportion of members and voting rights of developing countries in international organizations
- 10.7. Facilitate orderly, safe, regular and responsible migration and mobility of people, including through the implementation of planned and well-managed migration policies
 - Indicator 10.7.1: Recruitment cost borne by employee as a proportion of yearly income earned in country of destination
 - Indicator 10.7.2: Number of countries that have implemented well-managed migration policies
- 10.A. Implement the principle of special and differential treatment for developing countries, in particular least developed countries, in accordance with World Trade Organization agreements
 - Indicator 10.a.1: Proportion of tariff lines applied to imports from least developed countries and developing countries with zero-tariff

10.B. Encourage official development assistance and financial flows, including foreign direct investment, to States where the need is greatest, in particular least developed countries, African countries, small island developing States and landlocked developing countries, in accordance with their national plans and programmes

- Indicator 10.b.1: Total resource flows for development, by recipient and donor countries and type of flow (e.g. official development assistance, foreign direct investment and other flows)

10.C. By 2030, reduce to less than 3 per cent the transaction costs of migrant remittances and eliminate remittance corridors with costs higher than 5 per cent

- Indicator 10.c.1: Remittance costs as a proportion of the amount remitted



Goal 11. Make cities and human settlements inclusive, safe, resilient and sustainable

Cities are hubs for ideas, commerce, culture, science, productivity, social development and much more. At their best, cities have enabled people to advance socially and economically. With the number of people living within cities projected to rise to 5 billion people by 2030, it's important that efficient urban planning and management practices are in place to deal with the challenges brought by urbanization.

Many challenges exist to maintaining cities in a way that continues to create jobs and prosperity without straining land and resources. Common urban challenges include congestion, lack of funds to provide basic services, a shortage of adequate housing, declining infrastructure and rising air pollution within cities.

Rapid urbanization challenges, such as the safe removal and management of solid waste within cities, can be overcome in ways that allow them to continue to thrive and grow, while improving resource use and reducing pollution and poverty. One such example is an increase in municipal waste collection. There needs to be a future in which cities provide opportunities for all, with access to basic services, energy, housing, transportation and more.

Facts and Figures

- Half of humanity – 3.5 billion people – lives in cities today and 5 billion people are projected to live in cities by 2030.
- 95 per cent of urban expansion in the next decades will take place in developing world
- 883 million people live in slums today and most of them are found in Eastern and South-Eastern Asia.
- The world's cities occupy just 3 per cent of the Earth's land, but account for 60-80 per cent of energy consumption and 75 per cent of carbon emissions.
- Rapid urbanization is exerting pressure on fresh water supplies, sewage, the living environment, and public health
- As of 2016, 90% of urban dwellers have been breathing unsafe air, resulting in 4.2 million deaths due to ambient air pollution. More than half of the global urban population were exposed to air pollution levels at least 2.5 times higher than the safety standard.

Goal 11 Targets

- 11.1. By 2030, ensure access for all to adequate, safe and affordable housing and basic services and upgrade slums
 - Indicator 11.1.1: Proportion of urban population living in slums, informal settlements or inadequate housing
- 11.2. By 2030, provide access to safe, affordable, accessible and sustainable transport systems for all, improving road safety, notably by expanding public transport, with special attention to the needs of those in vulnerable situations, women, children, persons with disabilities and older persons
 - Indicator 11.2.1: Proportion of population that has convenient access to public transport, by sex, age and persons with disabilities
- 11.3. By 2030, enhance inclusive and sustainable urbanization and capacity for participatory, integrated and sustainable human settlement planning and management in all countries
 - Indicator 11.3.1: Ratio of land consumption rate to population growth rate
 - Indicator 11.3.2: Proportion of cities with a direct participation structure of civil society in urban planning and management that operate regularly and democratically
- 11.4. Strengthen efforts to protect and safeguard the world's cultural and natural heritage
 - Indicator 11.4.1: Total expenditure (public and private) per capita spent on the preservation, protection and conservation of all cultural and natural heritage, by type of heritage (cultural, natural, mixed and World Heritage Centre designation), level of government (national, regional and local/municipal), type of expenditure (operating expenditure/investment) and type of private funding (donations in kind, private non-profit sector and sponsorship)
- 11.5. By 2030, significantly reduce the number of deaths and the number of people affected and substantially decrease the direct economic losses relative to global gross domestic product caused by disasters, including water-related disasters, with a focus on protecting the poor and people in vulnerable situations
 - Indicator 11.5.1: Number of deaths, missing persons and directly affected persons attributed to disasters per 100,000 population
 - Indicator 11.5.2: Direct economic loss in relation to global GDP, damage to critical infrastructure and number of disruptions to basic services, attributed to disasters
- 11.6. By 2030, reduce the adverse per capita environmental impact of cities, including by paying special attention to air quality and municipal and other waste management
 - Indicator 11.6.1: Proportion of urban solid waste regularly collected and with adequate final discharge out of total urban solid waste generated, by cities
 - Indicator 11.6.2: Annual mean levels of fine particulate matter (e.g. PM2.5 and PM10) in cities (population weighted)
- 11.7. By 2030, provide universal access to safe, inclusive and accessible, green and public spaces, in particular for women and children, older persons and persons with disabilities
 - Indicator 11.7.1: Average share of the built-up area of cities that is open space for public use for all, by sex, age and persons with disabilities
 - Indicator 11.7.2: Proportion of persons victim of physical or sexual harassment, by sex, age, disability status and place of occurrence, in the previous 12 months

11.A. Support positive economic, social and environmental links between urban, peri-urban and rural areas by strengthening national and regional development planning

- Indicator 11.a.1: Proportion of population living in cities that implement urban and regional development plans integrating population projections and resource needs, by size of city

11.B. By 2020, substantially increase the number of cities and human settlements adopting and implementing integrated policies and plans towards inclusion, resource efficiency, mitigation and adaptation to climate change, resilience to disasters, and develop and implement, in line with the Sendai Framework for Disaster Risk Reduction 2015-2030, holistic disaster risk management at all levels

- Indicator 11.b.1: Number of countries that adopt and implement national disaster risk reduction strategies in line with the Sendai Framework for Disaster Risk Reduction 2015-2030
- Indicator 11.b.2: Proportion of local governments that adopt and implement local disaster risk reduction strategies in line with national disaster risk reduction strategies

11.C. Support least developed countries, including through financial and technical assistance, in building sustainable and resilient buildings utilizing local materials

- Indicator 11.c.1: Proportion of financial support to the least developed countries that is allocated to the construction and retrofitting of sustainable, resilient and resource-efficient buildings utilizing local materials



Goal 12. Ensure sustainable consumption and production patterns

Sustainable consumption and production is about promoting resource and energy efficiency, sustainable infrastructure, and providing access to basic services, green and decent jobs and a better quality of life for all. Its implementation helps to achieve overall development plans, reduce future economic, environmental and social costs, strengthen economic competitiveness and reduce poverty.

At the current time, material consumption of natural resources is increasing, particularly within Eastern Asia. Countries are also continuing to address challenges regarding air, water and soil pollution.

Since sustainable consumption and production aims at “doing more and better with less,” net welfare gains from economic activities can increase by reducing resource use, degradation and pollution along the whole life cycle, while increasing quality of life. There also needs to be significant focus on operating on supply chain, involving everyone from producer to final consumer. This includes educating consumers on sustainable consumption and lifestyles, providing them with adequate information through standards and labels and engaging in sustainable public procurement, among others.

Facts and Figures

- Should the global population reach 9.6 billion by 2050, the equivalent of almost three planets could be required to provide the natural resources needed to sustain current lifestyles.
- With rises in the use of non-metallic minerals within infrastructure and construction, there has been significant improvement in the material standard of living. The per capita “material footprint” of developing countries increased from 5 metric tons in 2000 to 9 metric tons in 2017.
- 93% of the world’s 250 largest companies are now reporting on sustainability.

Water

- Less than 3 per cent of the world’s water is fresh (drinkable), of which 2.5 per cent is frozen in the Antarctica, Arctic and glaciers. Humanity must therefore rely on 0.5 per cent for all of man’s ecosystem’s and fresh water needs.
- Man is polluting water faster than nature can recycle and purify water in rivers and lakes.
- More than 1 billion people still do not have access to fresh water.
- Excessive use of water contributes to the global water stress.
- Water is free from nature but the infrastructure needed to deliver it is expensive.

Energy

- If people worldwide switched to energy efficient lightbulbs, the world would save US\$120 billion annually.
- Despite technological advances that have promoted energy efficiency gains, energy use in OECD countries will continue to grow another 35 per cent by 2020. Commercial and residential energy use is the second most rapidly growing area of global energy use after transport.
- In 2002 the motor vehicle stock in OECD countries was 550 million vehicles (75 per cent of which were personal cars). A 32 per cent increase in vehicle ownership is expected by 2020. At the same time, motor vehicle kilometers are projected to increase by 40 per cent and global air travel is projected to triple in the same period.
- Households consume 29 per cent of global energy and consequently contribute to 21 per cent of resultant CO2 emissions.
- The share of renewable energy in final energy consumption has reached 17.5% in 2015.

Food

- While substantial environmental impacts from food occur in the production phase (agriculture, food processing), households influence these impacts through their dietary choices and habits. This consequently affects the environment through food-related energy consumption and waste generation.
- Each year, an estimated 1/3 of all food produced – equivalent to 1.3 billion tons worth around \$1 trillion – ends up rotting in the bins of consumers and retailers, or spoiling due to poor transportation and harvesting practices
- 2 billion people globally are overweight or obese.
- Land degradation, declining soil fertility, unsustainable water use, overfishing and marine environment degradation are all lessening the ability of the natural resource base to supply food.
- The food sector accounts for around 30 per cent of the world’s total energy consumption and accounts for around 22 per cent of total Greenhouse Gas emissions.

Goal 12 Targets

- 12.1. Implement the 10-Year Framework of Programmes on Sustainable Consumption and Production Patterns, all countries taking action, with developed countries taking the lead, taking into account the development and capabilities of developing countries
 - Indicator 12.1.1: Number of countries with sustainable consumption and production (SCP) national action plans or SCP mainstreamed as a priority or a target into national policies

-
- 12.2. By 2030, achieve the sustainable management and efficient use of natural resources
- Indicator 12.2.1: Material footprint, material footprint per capita, and material footprint per GDP
 - Indicator 12.2.2: Domestic material consumption, domestic material consumption per capita, and domestic material consumption per GDP
- 12.3. By 2030, halve per capita global food waste at the retail and consumer levels and reduce food losses along production and supply chains, including post-harvest losses
- Indicator 12.3.1: Global food loss index
- 12.4. By 2020, achieve the environmentally sound management of chemicals and all wastes throughout their life cycle, in accordance with agreed international frameworks, and significantly reduce their release to air, water and soil in order to minimize their adverse impacts on human health and the environment
- Indicator 12.4.1: Number of parties to international multilateral environmental agreements on hazardous waste, and other chemicals that meet their commitments and obligations in transmitting information as required by each relevant agreement
 - Indicator 12.4.2: Hazardous waste generated per capita and proportion of hazardous waste treated, by type of treatment
- 12.5. By 2030, substantially reduce waste generation through prevention, reduction, recycling and reuse
- Indicator 12.5.1: National recycling rate, tons of material recycled
- 12.6. Encourage companies, especially large and transnational companies, to adopt sustainable practices and to integrate sustainability information into their reporting cycle
- Indicator 12.6.1: Number of companies publishing sustainability reports
- 12.7. Promote public procurement practices that are sustainable, in accordance with national policies and priorities
- Indicator 12.7.1: Number of countries implementing sustainable public procurement policies and action plans
- 12.8. By 2030, ensure that people everywhere have the relevant information and awareness for sustainable development and lifestyles in harmony with nature
- Indicator 12.8.1: Extent to which (i) global citizenship education and (ii) education for sustainable development (including climate change education) are mainstreamed in (a) national education policies; (b) curricula; (c) teacher education; and (d) student assessment
- 12.A. Support developing countries to strengthen their scientific and technological capacity to move towards more sustainable patterns of consumption and production
- Indicator 12.a.1: Amount of support to developing countries on research and development for sustainable consumption and production and environmentally sound technologies
- 12.B. Develop and implement tools to monitor sustainable development impacts for sustainable tourism that creates jobs and promotes local culture and products
- Indicator 12.b.1: Number of sustainable tourism strategies or policies and implemented action plans with agreed monitoring and evaluation tools
- 12.C. Rationalize inefficient fossil-fuel subsidies that encourage wasteful consumption by removing market distortions, in accordance with national circumstances, including by restructuring taxation and phasing out those harmful subsidies, where they exist, to reflect their environmental impacts, taking fully into account the specific needs and conditions of developing countries and minimizing the possible adverse impacts on their development in a manner that protects the poor and the affected communities
- Indicator 12.c.1: Amount of fossil-fuel subsidies per unit of GDP (production and consumption) and as a proportion of total national expenditure on fossil fuels



Goal 13. Take urgent action to combat climate change and its impacts

Climate change is now affecting every country on every continent. It is disrupting national economies and affecting lives, costing people, communities and countries dearly today and even more tomorrow. Weather patterns are changing, sea levels are rising, weather events are becoming more extreme and greenhouse gas emissions are now at their highest levels in history. Without action, the world's average surface temperature is likely to surpass 3 degrees centigrade this century. The poorest and most vulnerable people are being affected the most.

Affordable, scalable solutions are now available to enable countries to leapfrog to cleaner, more resilient economies. The pace of change is quickening as more people are turning to renewable energy and a range of other measures that will reduce emissions and increase adaptation efforts. Climate change, however, is a global challenge that does not respect national borders. It is an issue that requires solutions that need to be coordinated at the international level to help developing countries move toward a low-carbon economy.

To strengthen the global response to the threat of climate change, countries adopted the Paris Agreement at the COP21 in Paris, which went into force in November of 2016. In the agreement, all countries agreed to work to limit global temperature rise to well below 2 degrees centigrade. As of April 2018, 175 parties had ratified the Paris Agreement and 10 developing countries had submitted their first iteration of their national adaptation plans for responding to climate change.

Facts and Figures

- As of April 2018, 175 parties had ratified the Paris Agreement and 168 parties had communicated their first nationally determined contributions to the UN framework convention on Climate Change Secretariat.
- As of April 2018, 10 developing countries had successfully completed and submitted their first iteration of their national adaptation plans for responding to climate change.
- Developed country parties continue to make progress towards the goal of jointly mobilizing \$100 billion annually by 2020 for mitigation actions.

Thanks to the Intergovernmental Panel on Climate Change we know:

- From 1880 to 2012, average global temperature increased by 0.85°C. To put this into perspective, for each 1 degree of temperature increase, grain yields decline by about 5 per cent. Maize, wheat and other major crops have experienced significant yield reductions at the global level of 40 megatons per year between 1981 and 2002 due to a warmer climate.

- Oceans have warmed, the amounts of snow and ice have diminished and sea level has risen. From 1901 to 2010, the global average sea level rose by 19 cm as oceans expanded due to warming and ice melted. The Arctic's sea ice extent has shrunk in every successive decade since 1979, with 1.07 million km² of ice loss every decade
- Given current concentrations and on-going emissions of greenhouse gases, it is likely that by the end of this century, the increase in global temperature will exceed 1.5°C compared to 1850 to 1900 for all but one scenario. The world's oceans will warm and ice melt will continue. Average sea level rise is predicted as 24 – 30cm by 2065 and 40-63cm by 2100. Most aspects of climate change will persist for many centuries even if emissions are stopped
- Global emissions of carbon dioxide (CO₂) have increased by almost 50 per cent since 1990
- Emissions grew more quickly between 2000 and 2010 than in each of the three previous decades
- It is still possible, using a wide array of technological measures and changes in behavior, to limit the increase in global mean temperature to two degrees Celsius above pre-industrial levels
- Major institutional and technological change will give a better than even chance that global warming will not exceed this threshold

Goal 13 Targets

- 13.1. Strengthen resilience and adaptive capacity to climate-related hazards and natural disasters in all countries
 - Indicator 13.1.1: Number of deaths, missing persons and directly affected persons attributed to disasters per 100,000 population
 - Indicator 13.1.2: Number of countries that adopt and implement national disaster risk reduction strategies in line with the Sendai Framework for Disaster Risk Reduction 2015-2030
 - Indicator 13.1.3: Proportion of local governments that adopt and implement local disaster risk reduction strategies in line with national disaster risk reduction strategies
- 13.2. Integrate climate change measures into national policies, strategies and planning
 - Indicator 13.2.1: Number of countries that have communicated the establishment or operationalization of an integrated policy/strategy/plan which increases their ability to adapt to the adverse impacts of climate change, and foster climate resilience and low greenhouse gas emissions development in a manner that does not threaten food production (including a national adaptation plan, nationally determined contribution, national communication, biennial update report or other)

13.3. Improve education, awareness-raising and human and institutional capacity on climate change mitigation, adaptation, impact reduction and early warning

- Indicator 13.3.1: Number of countries that have integrated mitigation, adaptation, impact reduction and early warning into primary, secondary and tertiary curricula
- Indicator 13.3.2: Number of countries that have communicated the strengthening of institutional, systemic and individual capacity-building to implement adaptation, mitigation and technology transfer, and development actions

13.A. Implement the commitment undertaken by developed-country parties to the United Nations Framework Convention on Climate Change to a goal of mobilizing jointly \$100 billion annually by 2020 from all sources to address the needs of developing countries in the context of meaningful mitigation actions and transparency on implementation and fully operationalize the Green Climate Fund through its capitalization as soon as possible

- Indicator 13.a.1: Mobilized amount of United States dollars per year between 2020 and 2025 accountable towards the \$100 billion commitment

13.B. Promote mechanisms for raising capacity for effective climate change-related planning and management in least developed countries and small island developing States, including focusing on women, youth and local and marginalized communities

- Indicator 13.b.1: Number of least developed countries and small island developing States that are receiving specialized support, and amount of support, including finance, technology and capacity-building, for mechanisms for raising capacities for effective climate change-related planning and management, including focusing on women, youth and local and marginalized communities



Goal 14. Conserve and sustainably use the oceans, seas and marine resources for sustainable development

The world's oceans – their temperature, chemistry, currents and life – drive global systems that make the Earth habitable for humankind. Our rainwater, drinking water, weather, climate, coastlines, much of our food, and even the oxygen in the air we breathe, are all ultimately provided and regulated by the sea. Throughout history, oceans and seas have been vital conduits for trade and transportation.

Careful management of this essential global resource is a key feature of a sustainable future. However, at the current time, there is a continuous deterioration of coastal waters owing to pollution and ocean acidification is having an adversarial effect on the functioning of ecosystems and biodiversity. This is also negatively impacting small scale fisheries.

Marine protected areas need to be effectively managed and well-resourced and regulations need to be put in place to reduce overfishing, marine pollution and ocean acidification.

Facts and Figures

- Oceans cover three quarters of the Earth's surface, contain 97 per cent of the Earth's water, and represent 99 per cent of the living space on the planet by volume.
- Over three billion people depend on marine and coastal biodiversity for their livelihoods.
- Globally, the market value of marine and coastal resources and industries is estimated at \$3 trillion per year or about 5 per cent of global GDP.
- Oceans contain nearly 200,000 identified species, but actual numbers may lie in the millions.
- Oceans absorb about 30 per cent of carbon dioxide produced by humans, buffering the impacts of global warming.
- Oceans serve as the world's largest source of protein, with more than 3 billion people depending on the oceans as their primary source of protein
- Marine fisheries directly or indirectly employ over 200 million people.
- Subsidies for fishing are contributing to the rapid depletion of many fish species and are preventing efforts to save and restore global fisheries and related jobs, causing ocean fisheries to generate US\$50 billion less per year than they could.
- Open Ocean sites show current levels of acidity have increased by 26 per cent since the start of the Industrial Revolution.
- Coastal waters are deteriorating due to pollution and eutrophication. Without concerted efforts, coastal eutrophication is expected to increase in 20 percent of large marine ecosystems by 2050.

Goal 14 Targets

- 14.1. By 2025, prevent and significantly reduce marine pollution of all kinds, in particular from land-based activities, including marine debris and nutrient pollution
 - Indicator 14.1.1: Index of coastal eutrophication and floating plastic debris density
- 14.2. By 2020, sustainably manage and protect marine and coastal ecosystems to avoid significant adverse impacts, including by strengthening their resilience, and take action for their restoration in order to achieve healthy and productive oceans
 - Indicator 14.2.1: Proportion of national exclusive economic zones managed using ecosystem-based approaches
- 14.3. Minimize and address the impacts of ocean acidification, including through enhanced scientific cooperation at all levels
 - Indicator 14.3.1: Average marine acidity (pH) measured at agreed suite of representative sampling stations
- 14.4. By 2020, effectively regulate harvesting and end overfishing, illegal, unreported and unregulated fishing and destructive fishing practices and implement science-based management plans, in order to restore fish stocks in the shortest time feasible, at least to levels that can produce maximum sustainable yield as determined by their biological characteristics
 - Indicator 14.4.1: Proportion of fish stocks within biologically sustainable levels
- 14.5. By 2020, conserve at least 10 per cent of coastal and marine areas, consistent with national and international law and based on the best available scientific information
 - Indicator 14.5.1: Coverage of protected areas in relation to marine areas
- 14.6. By 2020, prohibit certain forms of fisheries subsidies which contribute to overcapacity and overfishing, eliminate subsidies that contribute to illegal, unreported and unregulated fishing and refrain from introducing new such subsidies, recognizing that appropriate and effective special and differential treatment for developing and least developed countries should be an integral part of the World Trade Organization fisheries subsidies negotiation
 - Indicator 14.6.1: Progress by countries in the degree of implementation of international instruments aiming to combat illegal, unreported and unregulated fishing
- 14.7. By 2030, increase the economic benefits to small island developing States and least developed countries from the sustainable use of marine resources, including through sustainable management of fisheries, aquaculture and tourism
 - Indicator 14.7.1: Sustainable fisheries as a proportion of GDP in small island developing States, least developed countries and all countries

14.A. Increase scientific knowledge, develop research capacity and transfer marine technology, taking into account the Intergovernmental Oceanographic Commission Criteria and Guidelines on the Transfer of Marine Technology, in order to improve ocean health and to enhance the contribution of marine biodiversity to the development of developing countries, in particular small island developing States and least developed countries

- Indicator 14.a.1: Proportion of total research budget allocated to research in the field of marine technology

14.B. Provide access for small-scale artisanal fishers to marine resources and markets

- Indicator 14.b.1: Progress by countries in the degree of application of a legal/regulatory/policy/institutional framework which recognizes and protects access rights for small-scale fisheries

14.C. Enhance the conservation and sustainable use of oceans and their resources by implementing international law as reflected in the United Nations Convention on the Law of the Sea, which provides the legal framework for the conservation and sustainable use of oceans and their resources, as recalled in paragraph 158 of "The future we want"

- Indicator 14.c.1: Number of countries making progress in ratifying, accepting and implementing through legal, policy and institutional frameworks, ocean-related instruments that implement international law, as reflected in the United Nation Convention on the Law of the Sea, for the conservation and sustainable use of the oceans and their resources



Goal 15. Protect, restore and promote sustainable use of terrestrial ecosystems, sustainably manage forests, combat desertification, and halt and reverse land degradation and halt biodiversity loss

Sustainable consumption and production is about promoting resource and energy efficiency, sustainable infrastructure, and providing access to basic services, green and decent jobs and a better quality of life for all. Its implementation helps to achieve overall development plans, reduce future economic, environmental and social costs, strengthen economic competitiveness and reduce poverty.

At the current time, material consumption of natural resources is increasing, particularly within Eastern Asia. Countries are also continuing to address challenges regarding air, water and soil pollution.

Since sustainable consumption and production aims at “doing more and better with less,” net welfare gains from economic activities can increase by reducing resource use, degradation and pollution along the whole life cycle, while increasing quality of life. There also needs to be significant focus on operating on supply chain, involving everyone from producer to final consumer. This includes educating consumers on sustainable consumption and lifestyles, providing them with adequate information through standards and labels and engaging in sustainable public procurement, among others.

Facts and Figures

- Should the global population reach 9.6 billion by 2050, the equivalent of almost three planets could be required to provide the natural resources needed to sustain current lifestyles.
- With rises in the use of non-metallic minerals within infrastructure and construction, there has been significant improvement in the material standard of living. The per capita “material footprint” of developing countries increased from 5 metric tons in 2000 to 9 metric tons in 2017.
- 93% of the world’s 250 largest companies are now reporting on sustainability.

Water

- Less than 3 per cent of the world’s water is fresh (drinkable), of which 2.5 per cent is frozen in the Antarctica, Arctic and glaciers. Humanity must therefore rely on 0.5 per cent for all of man’s ecosystem’s and fresh water needs.
- Man is polluting water faster than nature can recycle and purify water in rivers and lakes.
- More than 1 billion people still do not have access to fresh water.
- Excessive use of water contributes to the global water stress.
- Water is free from nature but the infrastructure needed to deliver it is expensive.

Energy

- If people worldwide switched to energy efficient lightbulbs, the world would save US\$120 billion annually.
- Despite technological advances that have promoted energy efficiency gains, energy use in OECD countries will continue to grow another 35 per cent by 2020. Commercial and residential energy use is the second most rapidly growing area of global energy use after transport.
- In 2002 the motor vehicle stock in OECD countries was 550 million vehicles (75 per cent of which were personal cars). A 32 per cent increase in vehicle ownership is expected by 2020. At the same time, motor vehicle kilometers are projected to increase by 40 per cent and global air travel is projected to triple in the same period.
- Households consume 29 per cent of global energy and consequently contribute to 21 per cent of resultant CO2 emissions.
- The share of renewable energy in final energy consumption has reached 17.5% in 2015.

Food

- While substantial environmental impacts from food occur in the production phase (agriculture, food processing), households influence these impacts through their dietary choices and habits. This consequently affects the environment through food-related energy consumption and waste generation.
- Each year, an estimated 1/3 of all food produced – equivalent to 1.3 billion tons worth around \$1 trillion – ends up rotting in the bins of consumers and retailers, or spoiling due to poor transportation and harvesting practices
- 2 billion people globally are overweight or obese.
- Land degradation, declining soil fertility, unsustainable water use, overfishing and marine environment degradation are all lessening the ability of the natural resource base to supply food.
- The food sector accounts for around 30 per cent of the world’s total energy consumption and accounts for around 22 per cent of total Greenhouse Gas emissions.

Goal 15 Targets

- 15.1. By 2020, ensure the conservation, restoration and sustainable use of terrestrial and inland freshwater ecosystems and their services, in particular forests, wetlands, mountains and drylands, in line with obligations under international agreements
 - Indicator 15.1.1: Forest area as a proportion of total land area
 - Indicator 15.1.2: Proportion of important sites for terrestrial and freshwater biodiversity that are covered by protected areas, by ecosystem type

-
- 15.2. By 2020, promote the implementation of sustainable management of all types of forests, halt deforestation, restore degraded forests and substantially increase afforestation and reforestation globally
 - Indicator 15.2.1: Progress towards sustainable forest management
 - 15.3. By 2030, combat desertification, restore degraded land and soil, including land affected by desertification, drought and floods, and strive to achieve a land degradation-neutral world
 - Indicator 15.3.1: Proportion of land that is degraded over total land area
 - 15.4. By 2030, ensure the conservation of mountain ecosystems, including their biodiversity, in order to enhance their capacity to provide benefits that are essential for sustainable development
 - Indicator 15.4.1: Coverage by protected areas of important sites for mountain biodiversity
 - Indicator 15.4.2: Mountain Green Cover Index
 - 15.5. Take urgent and significant action to reduce the degradation of natural habitats, halt the loss of biodiversity and, by 2020, protect and prevent the extinction of threatened species
 - Indicator 15.5.1: Red List Index
 - 15.6. Promote fair and equitable sharing of the benefits arising from the utilization of genetic resources and promote appropriate access to such resources, as internationally agreed
 - Indicator 15.6.1: Number of countries that have adopted legislative, administrative and policy frameworks to ensure fair and equitable sharing of benefits
 - 15.7. Take urgent action to end poaching and trafficking of protected species of flora and fauna and address both demand and supply of illegal wildlife products
 - Indicator 15.7.1: Proportion of traded wildlife that was poached or illicitly trafficked
 - 15.8. By 2020, introduce measures to prevent the introduction and significantly reduce the impact of invasive alien species on land and water ecosystems and control or eradicate the priority species
 - Indicator 15.8.1: Proportion of countries adopting relevant national legislation and adequately resourcing the prevention or control of invasive alien species
 - 15.9. By 2020, integrate ecosystem and biodiversity values into national and local planning, development processes, poverty reduction strategies and accounts
 - Indicator 15.9.1: Progress towards national targets established in accordance with Aichi Biodiversity Target 2 of the Strategic Plan for Biodiversity 2011-2020
 - 15.A. Mobilize and significantly increase financial resources from all sources to conserve and sustainably use biodiversity and ecosystems
 - Indicator 15.a.1: Official development assistance and public expenditure on conservation and sustainable use of biodiversity and ecosystems
 - 15.B. Mobilize significant resources from all sources and at all levels to finance sustainable forest management and provide adequate incentives to developing countries to advance such management, including for conservation and reforestation
 - Indicator 15.b.1: Official development assistance and public expenditure on conservation and sustainable use of biodiversity and ecosystems
 - 15.C. Enhance global support for efforts to combat poaching and trafficking of protected species, including by increasing the capacity of local communities to pursue sustainable livelihood opportunities
 - Indicator 15.c.1: Proportion of traded wildlife that was poached or illicitly trafficked



Goal 16. Promote peaceful and inclusive societies for sustainable development, provide access to justice for all and build effective, accountable and inclusive institutions at all levels

The threats of international homicide, violence against children, human trafficking and sexual violence are important to address to promote peaceful and inclusive societies for sustainable development. They pave the way for the provision of access to justice for all and for building effective, accountable institutions at all levels.

While homicide and trafficking cases have seen significant progress over the past decade, there are still thousands of people at greater risk of intentional murder within Latin America, Sub-Saharan Africa and around Asia. Children's rights violations through aggression and sexual violence continue to plague many countries around the world, especially as under-reporting and lack of data aggravate the problem.

To tackle these challenges and build a more peaceful, inclusive societies, there needs to be more efficient and transparent regulations put in place and comprehensive, realistic government budgets. One of the first steps towards protecting individual rights is the implementation of worldwide birth registration and the creation of more independent national human rights institutions around the world.

Facts and Figures

- Among the institutions most affected by corruption are the judiciary and police.
- Corruption, bribery, theft and tax evasion cost some US \$1.26 trillion for developing countries per year; this amount of money could be used to lift those who are living on less than \$1.25 a day above \$1.25 for at least six years
- Birth registration has occurred for 73 per cent of children under 5, but only 46% of Sub-Saharan Africa have had their births registered.
- Approximately 28.5 million primary school age who are out of school live in conflict-affected areas.
- The rule of law and development have a significant interrelation and are mutually reinforcing, making it essential for sustainable development at the national and international level.
- The proportion of prisoners held in detention without sentencing has remained almost constant in the last decade, at 31% of all prisoners.

Goal 16 Targets

- 16.1. Significantly reduce all forms of violence and related death rates everywhere
 - Indicator 16.1.1: Number of victims of intentional homicide per 100,000 population, by sex and age
 - Indicator 16.1.2: Conflict-related deaths per 100,000 population, by sex, age and cause
 - Indicator 16.1.3: Proportion of population subjected to physical, psychological or sexual violence in the previous 12 months
 - Indicator 16.1.4: Proportion of population that feel safe walking alone around the area they live
- 16.2. End abuse, exploitation, trafficking and all forms of violence against and torture of children
 - Indicator 16.2.1: Proportion of children aged 1-17 years who experienced any physical punishment and/or psychological aggression by caregivers in the past month
 - Indicator 16.2.2: Number of victims of human trafficking per 100,000 population, by sex, age and form of exploitation
 - Indicator 16.2.3: Proportion of young women and men aged 18-29 years who experienced sexual violence by age 18
- 16.3. Promote the rule of law at the national and international levels and ensure equal access to justice for all
 - Indicator 16.3.1: Proportion of victims of violence in the previous 12 months who reported their victimization to competent authorities or other officially recognized conflict resolution mechanisms
 - Indicator 16.3.2: Unsensenced detainees as a proportion of overall prison population
- 16.4. By 2030, significantly reduce illicit financial and arms flows, strengthen the recovery and return of stolen assets and combat all forms of organized crime
 - Indicator 16.4.1: Total value of inward and outward illicit financial flows (in current United States dollars)
 - Indicator 16.4.2: Proportion of seized, found or surrendered arms whose illicit origin or context has been traced or established by a competent authority in line with international instruments
- 16.5. Substantially reduce corruption and bribery in all their forms
 - Indicator 16.5.1: Proportion of persons who had at least one contact with a public official and who paid a bribe to a public official, or were asked for a bribe by those public officials, during the previous 12 months
 - Indicator 16.5.2: Proportion of businesses that had at least one contact with a public official and that paid a bribe to a public official, or were asked for a bribe by those public officials during the previous 12 months

-
- 16.6. Develop effective, accountable and transparent institutions at all levels
- Indicator 16.6.1: Primary government expenditures as a proportion of original approved budget, by sector (or by budget codes or similar)
 - Indicator 16.6.2: Proportion of population satisfied with their last experience of public services
- 16.7. Ensure responsive, inclusive, participatory and representative decision-making at all levels
- Indicator 16.7.1: Proportions of positions (by sex, age, persons with disabilities and population groups) in public institutions (national and local legislatures, public service, and judiciary) compared to national distributions
 - Indicator 16.7.2: Proportion of population who believe decision-making is inclusive and responsive, by sex, age, disability and population group
- 16.8. Broaden and strengthen the participation of developing countries in the institutions of global governance
- Indicator 16.8.1: Proportion of members and voting rights of developing countries in international organizations
- 16.9. By 2030, provide legal identity for all, including birth registration
- Indicator 16.9.1: Proportion of children under 5 years of age whose births have been registered with a civil authority, by age
- 16.10. Ensure public access to information and protect fundamental freedoms, in accordance with national legislation and international agreements
- Indicator 16.10.1: Number of verified cases of killing, kidnapping, enforced disappearance, arbitrary detention and torture of journalists, associated media personnel, trade unionists and human rights advocates in the previous 12 months
 - Indicator 16.10.2: Number of countries that adopt and implement constitutional, statutory and/or policy guarantees for public access to information
- 16.A. Strengthen relevant national institutions, including through international cooperation, for building capacity at all levels, in particular in developing countries, to prevent violence and combat terrorism and crime
- Indicator 16.a.1: Existence of independent national human rights institutions in compliance with the Paris Principles
- 16.B. Promote and enforce non-discriminatory laws and policies for sustainable development
- Indicator 16.b.1: Proportion of population reporting having personally felt discriminated against or harassed in the previous 12 months on the basis of a ground of discrimination prohibited under international human rights law



Goal 17. Strengthen the means of implementation and revitalize the Global Partnership for Sustainable Development

A successful sustainable development agenda requires partnerships between governments, the private sector and civil society. These inclusive partnerships built upon principles and values, a shared vision, and shared goals that place people and the planet at the centre, are needed at the global, regional, national and local level.

Urgent action is needed to mobilize, redirect and unlock the transformative power of trillions of dollars of private resources to deliver on sustainable development objectives. Long-term investments, including foreign direct investment, are needed in critical sectors, especially in developing countries. These include sustainable energy, infrastructure and transport, as well as information and communications technologies. The public sector will need to set a clear direction. Review and monitoring frameworks, regulations and incentive structures that enable such investments must be retooled to attract investments and reinforce sustainable development. National oversight mechanisms such as supreme audit institutions and oversight functions by legislatures should be strengthened.

Facts and Figures

- Official development assistance stood at \$135.2 billion in 2014, the highest level ever recorded
- 79 per cent of imports from developing countries enter developed countries duty-free
- The debt burden on developing countries remains stable at about 3 per cent of export revenue
- The number of Internet users in Africa almost doubled in the past four years
- 30 per cent of the world's youth are digital natives, active online for at least five years
- But more four billion people do not use the Internet, and 90 per cent of them are from the developing world

Goal 17 Targets

- 17.1. Strengthen domestic resource mobilization, including through international support to developing countries, to improve domestic capacity for tax and other revenue collection
 - Indicator 17.1.1: Total government revenue as a proportion of GDP, by source
 - Indicator 17.1.2: Proportion of domestic budget funded by domestic taxes
- 17.2. Developed countries to implement fully their official development assistance commitments, including the commitment by many developed countries to achieve the target of 0.7 per cent of gross national income (ODA/GNI) to developing countries and 0.15 to 0.20 per cent of ODA/GNI to least developed countries; ODA providers are encouraged to consider setting a target to provide at least 0.20 per cent of ODA/GNI to least developed countries
 - Indicator 17.2.1: Net official development assistance, total and to least developed countries, as a proportion of the Organization for Economic Cooperation and Development (OECD) Development Assistance Committee donors' gross national income (GNI)
- 17.3. Mobilize additional financial resources for developing countries from multiple sources
 - Indicator 17.3.1: Foreign direct investments (FDI), official development assistance and South-South Cooperation as a proportion of total domestic budget
 - Indicator 17.3.2: Volume of remittances (in United States dollars) as a proportion of total GDP
- 17.4. Assist developing countries in attaining long-term debt sustainability through coordinated policies aimed at fostering debt financing, debt relief and debt restructuring, as appropriate, and address the external debt of highly indebted poor countries to reduce debt distress
 - Indicator 17.4.1: Debt service as a proportion of exports of goods and services
- 17.5. Adopt and implement investment promotion regimes for least developed countries
 - Indicator 17.5.1: Number of countries that adopt and implement investment promotion regimes for least developed countries
- 17.6. Enhance North-South, South-South and triangular regional and international cooperation on and access to science, technology and innovation and enhance knowledge-sharing on mutually agreed terms, including through improved coordination among existing mechanisms, in particular at the United Nations level, and through a global technology facilitation mechanism
 - Indicator 17.6.1: Number of science and/or technology cooperation agreements and programmes between countries, by type of cooperation
 - Indicator 17.6.2: Fixed Internet broadband subscriptions per 100 inhabitants, by speed
- 17.7. Promote the development, transfer, dissemination and diffusion of environmentally sound technologies to developing countries on favourable terms, including on concessional and preferential terms, as mutually agreed
 - Indicator 17.7.1: Total amount of approved funding for developing countries to promote the development, transfer, dissemination and diffusion of environmentally sound technologies
- 17.8. Fully operationalize the technology bank and science, technology and innovation capacity-building mechanism for least developed countries by 2017 and enhance the use of enabling technology, in particular information and communications technology
 - Indicator 17.8.1: Proportion of individuals using the Internet

-
- 17.9. Enhance international support for implementing effective and targeted capacity-building in developing countries to support national plans to implement all the Sustainable Development Goals, including through North-South, South-South and triangular cooperation
- Indicator 17.9.1: Dollar value of financial and technical assistance (including through North-South, South-South and triangular cooperation) committed to developing countries
- 17.10. Promote a universal, rules-based, open, non-discriminatory and equitable multilateral trading system under the World Trade Organization, including through the conclusion of negotiations under its Doha Development Agenda
- Indicator 17.10.1: Worldwide weighted tariff-average
- 17.11. Significantly increase the exports of developing countries, in particular with a view to doubling the least developed countries' share of global exports by 2020
- Indicator 17.11.1: Developing countries' and least developed countries' share of global exports
- 17.12. Realize timely implementation of duty-free and quota-free market access on a lasting basis for all least developed countries, consistent with World Trade Organization decisions, including by ensuring that preferential rules of origin applicable to imports from least developed countries are transparent and simple, and contribute to facilitating market access
- Indicator 17.12.1: Average tariffs faced by developing countries, least developed countries and small island developing States
- 17.13. Enhance global macroeconomic stability, including through policy coordination and policy coherence
- Indicator 17.13.1: Macroeconomic Dashboard
- 17.14. Enhance policy coherence for sustainable development
- Indicator 17.14.1: Number of countries with mechanisms in place to enhance policy coherence of sustainable development
- 17.15. Respect each country's policy space and leadership to establish and implement policies for poverty eradication and sustainable development
- Indicator 17.15.1: Extent of use of country-owned results frameworks and planning tools by providers of development cooperation
- 17.16. Enhance the Global Partnership for Sustainable Development, complemented by multi-stakeholder partnerships that mobilize and share knowledge, expertise, technology and financial resources, to support the achievement of the Sustainable Development Goals in all countries, in particular developing countries
- Indicator 17.16.1: Number of countries reporting progress in multi-stakeholder development effectiveness monitoring frameworks that support the achievement of the sustainable development goals
- 17.17. Encourage and promote effective public, public-private and civil society partnerships, building on the experience and resourcing strategies of partnerships
- Indicator 17.17.1: Amount of United States dollars committed to public-private and civil society partnerships
- 17.18. By 2020, enhance capacity-building support to developing countries, including for least developed countries and small island developing States, to increase significantly the availability of high-quality, timely and reliable data disaggregated by income, gender, age, race, ethnicity, migratory status, disability, geographic location and other characteristics relevant in national contexts
- Indicator 17.18.1: Proportion of sustainable development indicators produced at the national level with full disaggregation when relevant to the target, in accordance with the Fundamental Principles of Official Statistics
 - Indicator 17.18.2: Number of countries that have national statistical legislation that complies with the Fundamental Principles of Official Statistics
 - Indicator 17.18.3: Number of countries with a national statistical plan that is fully funded and under implementation, by source of funding
- 17.19. By 2030, build on existing initiatives to develop measurements of progress on sustainable development that complement gross domestic product, and support statistical capacity-building in developing countries
- Indicator 17.19.1: Dollar value of all resources made available to strengthen statistical capacity in developing countries
 - Indicator 17.19.2: Proportion of countries that (a) have conducted at least one population and housing census in the last 10 years; and (b) have achieved 100 per cent birth registration and 80 per cent death registration

Appendix 1

Subject classification

Matrix of subjects used for this volume

A detailed discussion of this matrix can be found in the essay “Functional Classification” at <https://uia.org>.

General headings

Matrix levels:

- 0 Cosmosphere/Geosphere
- 1 Biosphere
- 2 Social action (structure)
- 3 Social action (context)
- 4 Concept formation (structure)
- 5 Concept formation (context)
- 6 Innovative change (structure)
- 7 Innovative change (context)
- 8 Experiential (values)
- 9 Experiential (modes of awareness)

Matrix columns:

- 0 Formal preconditions
- 1 Domain definition
- 2 Organized relations
- 3 Differentiated order
- 4 Contextual renewal
- 5 Controlled movement
- 6 Communication reinforcement
- 7 Resource redistribution
- 8 Environmental manipulation
- 9 Condition of the whole

Formal concepts	Pattern establishment and consolidation		Pattern maintenance and appreciation		Pattern adaptation and propagation		Pattern innovation and exploitation		Pattern (im)balance
Precondition	Domain definition	Organized relations	Differentiated order	Contextual renewal	Controlled movement	Communication reinforcement	Resource redistribution	Environmental manipulation	Condition of the whole

	0	1	2	3	4	5	6	7	8	9
9	Consciousness 90	Leadership (Authenticity) 91	Love (Compassion) 92	Comprehension 93	Creative expression 94	Vigilance (Courage) 95	Transcendence (Detachment) 96	Freedom (Liberation) 97	Perseverance 98	Oneness (Universality) 99
8	Principles 80	Purpose 81	Solidarity (Cooperation) 82	Idealism 83	Harmony 84	Integration 85	Meaning 86	Sharing 87	Resourcefulness (Inventiveness) 88	Equanimity 89
7	Innovative change 70	Logics 71	Emotional fulfilment 72	Philosophy 73	Aesthetics 74	Security 75	Morals, ethics 76	Community 77	Coevolution 78	Peace (Justice) 79
6	Development 60	Policy making (Futurology) 61		Language 63	Design 64	Inter-disciplinarity 65	Individuation, psycho-analysis 66	Co-operative 67	Invention 68	Conservation 69
5	Noosphere 50	Science 51	Experiential activities 52	History 53	Culture 54	Strategy, logistics 55	Theology 56	Metapolitics 57	Agroscience 58	International relations 59
4		Sociology 41	Management 42	Informatics, classification 43	Ekistics (Architecture) 44	Cybernetics (Systems) 45	Psychology (Behaviour) 46	Economics 47	Technology 48	Environment 49
3		Research, standards 31	Health care 32	Education 33	Recreation (Arts, sports) 34	Defence (Police) 35	Religious practice 36	Government, politics 37	Agriculture, fisheries 38	Law 39
2	Action 20	Society 21	Social activity (Employment) 22	Information (Documentation) 23	Amenities (Necessities) 24	Transportation, telecommun. 25	Communication (Media) 26	Commerce (Finance) 27	Industry (Production) 28	Societal problems 29
1	Life 10	Biosciences 11	Plant Life 12	Zoology 13	Invertebrates 14	Fish, reptiles 15	Birds, mammals 16	Mankind 17	Medicine 18	Geography (Ecology) 19
0	Fundamental sciences 00	Astronomy 01	Earth 02	Meteorology 03	Climatology 04	Oceanography 05	Hydrology 06	Geophysics 07	Geology 08	Resources (Energy) 09

Methodology used for this volume

See also the comments in the introductory pages under “About this volume”.

Each of the 100 cells in the subject matrix can be divided into multiple sub-cells, with at present 840 sub-cells in total.

For this new Volume 6, the first exercise was to review all 840 sub-cells and determine which of the 17 United Nations Sustainable Development Goals (SDGs) were relevant to each sub-cell domain. In this first review, each sub-cell could be assigned to up to four SDGs. The result was the assignation of 323 sub-cells to one or more SDGs. These 323 sub-cells are listed below together with the SDGs to which they have, in this first review, been assigned.

Sub-cell	SDGs	Sub-cell	SDGs
Academies (W3315)	UN04	Earth (W0230)	UN14, UN15
Action (W2000)	UN13	Ecology (W1950)	UN15
Adolescents (W2114)	UN04, UN05	Economic (W4703)	UN08
Adults (W2116)	UN03	Economics (W4700)	UN08
Agreements (W3940)	UN16	Economy (W4705)	UN08
Agriculture (W3800)	UN02	Education (W3300)	UN04
Aid (W6050)	UN10	Educational Content (W3340)	UN04
Alternatives (W7008)	UN08, UN09, UN11, UN12	Educators (W3320)	UN04
Animal Husbandry (W3860)	UN15	Effluent (W2935)	UN06, UN07
Animals (W1334)	UN15	Ekistics (W4400)	UN11
Arbitration (W3930)	UN16	Elderly (W2117)	UN03
Architecture (W4450)	UN11	Emergencies (W2920)	UN13
Archives (W2319)	UN04	Employees (W2220)	UN08
Arid Zones (W0440)	UN13, UN15	Employers (W2237)	UN08
Artificial Intelligence (W6355)	UN09	Employment (W2212)	UN08
Attendants, Servants (W2425)	UN08	Employment Conditions (W2215)	UN08
Authorities (W3724)	UN16	Empowerment (W6056)	UN04, UN05, UN08
Aviation (W2526)	UN09	Endangered Species (W2916)	UN14, UN15
Aviculture (W3877)	UN02	Energy (W0970)	UN07
Awards (W3168)	UN04	Engineering (W4810)	UN09
Banking (W2711)	UN08	Engineers (W4815)	UN09
Birth Control (W3270)	UN03	Environment (W4900)	UN14, UN15
Blind, Visually Impaired (W3243)	UN03	Epidemics (W2960)	UN03
Books (W2316)	UN04	Equality (W7930)	UN05, UN10
Breeding (W3806)	UN02	Equipment (W2430)	UN12
Business Enterprises (W2757)	UN08, UN12	Evaluation (W3150)	UN04
Cancer (W1891)	UN03	Examinations (W3113)	UN04
Care (W3260)	UN03	Experimental (W3110)	UN04, UN09
Cartography (W3185)	UN15	Exploration (W3115)	UN04
Certification (W3166)	UN16	FAO Bodies (W3801)	UN01, UN02, UN08, UN09
Citizenship (W3740)	UN16	Farming (W3805)	UN02
Civil (W3731)	UN16	Fibromyalgia (W1878)	UN03
Civilization (W7470)	UN04, UN11, UN16	Fish (W1532)	UN14
Climate (W0430)	UN13	Fisheries (W3855)	UN02, UN08, UN14
Clinical (W3211)	UN03	Food (W2450)	UN02
Clothing (W2460)	UN12	Food Security (W2455)	UN01, UN02
Colleges (W3313)	UN04	Foodstuffs (W2820)	UN12
Commercial Exchange (W2743)	UN08, UN12	Foreign (W2156)	UN16
Communications (W2501)	UN09, UN11	Foreigners (W2155)	UN16
Communities (W2160)	UN11	Forest Science (W5820)	UN15
Community (W7700)	UN11, UN17	Forestry (W3825)	UN02, UN15
Conditions of Trade (W2770)	UN10	Freedom (W9700)	UN01, UN04, UN05
Conservation (W6900)	UN11, UN12, UN14, UN15	Further Education (W3304)	UN04
Conservation Zones (W1975)	UN14, UN15	Gerontology (W1867)	UN03
Constitution (W3902)	UN16	Government (W3720)	UN16
Construction (W2890)	UN09	Graduates (W3331)	UN04
Consumers (W2445)	UN12	Handicapped (W3242)	UN03
Consumption (W2440)	UN12	Health (W3200)	UN03
Cooperation (W8210)	UN17	Health Workers (W3228)	UN03
Cooperative (W6730)	UN08, UN10	Help (W6060)	UN03
Countries (W2102)	UN10	Heritage (W7480)	UN11
Crops (W3809)	UN02	Hospitals (W3210)	UN03
Cultivation (W3807)	UN02	Housing, Tenants (W2410)	UN11
Culture (W5400)	UN04	Human Resources (W2210)	UN08
Cycling (W2512)	UN11	Humanitarian (W7965)	UN17
Dairy Farming (W3867)	UN02	Humanity (W7960)	UN05, UN10, UN16
Deaf (W3244)	UN03	Hydrology (W0630)	UN06
Debate (W2280)	UN09	Hygiene (W2964)	UN03, UN06
Democracy (W5711)	UN16	ILO Bodies (W2211)	UN08
Demography (W4110)	UN03	Imbalances (W2980)	UN01, UN10
Deprivation (W2990)	UN01	Import, Export (W2753)	UN08, UN12
Destruction (W2925)	UN15	Income (W2217)	UN08
Detention (W2945)	UN16	Industrial Plant (W2805)	UN09
Diplomacy (W3755)	UN16	Industrial Premises (W2807)	UN09
Disadvantaged (W2190)	UN01, UN08, UN10	Industry (W2800)	UN09, UN12
Disarmament (W5940)	UN16	Ineffectiveness (W2988)	UN09
Discrimination (W7950)	UN05, UN10	Infants (W2113)	UN03
Distance Education (W3309)	UN04	Influencing (W2616)	UN16
Diversity (W8410)	UN14, UN15	Innovation (W7090)	UN09

Sub-cell	SDGs	Sub-cell	SDGs
Integration (W8500)	UN11	Potential (W6015)	UN04
Intergovernmental (W3715)	UN16	Preschooling (W3308)	UN04
International Relations (W5900)	UN17	Prevention (W2901)	UN03
Internet (W2554)	UN09	Primary Schooling (W3306)	UN04
Invention (W6800)	UN09	Primates (W1670)	UN15
Invertebrate Culture (W3840)	UN15	Production (W2803)	UN12
Islands (W0860)	UN15	Productivity (W4720)	UN08
Isolation (W2994)	UN10	Products (W2806)	UN12
Judiciary (W3915)	UN16	Psychotherapy (W3226)	UN03
Justice (W7920)	UN05, UN10, UN16	Publishing (W2644)	UN04
Knowledge (W7350)	UN04	Punishment (W2946)	UN16
Laboratories (W3120)	UN09	Purchasing, Supplying (W2754)	UN08, UN12
Land and Coastal Forms (W0870)	UN14	Qualifications (W3167)	UN04
Land Ownership (W2763)	UN10	Racism, xenophobia (W2947)	UN16
Land Type/Use (W1980)	UN15	Radio (W2558)	UN09
Law (W3900)	UN16	Railways (W2515)	UN09
Law Enforcement (W3950)	UN16	Reconstruction (W2891)	UN09
Lawyers (W3910)	UN16	Rectors (W3321)	UN04
Legality (W3905)	UN16	Reference (W2318)	UN04
Leprosy (W1892)	UN03	Reform (W6010)	UN09, UN11, UN16, UN17
Libraries (W2320)	UN04	Refugees (W2152)	UN16
Life (W1000)	UN14, UN15	Registry (W3164)	UN16
Literature (W5430)	UN04	Reproductive System (W1863)	UN03
Living Conditions (W2400)	UN03, UN11	Research (W3105)	UN04
Maintenance (W2435)	UN12	Resource Utilization (W4730)	UN08
Malformations (W1865)	UN03	Resources (W0900)	UN07
Management (W4220)	UN08	Responsibility (W7970)	UN12
Marine (W0550)	UN14	Restoration (W6950)	UN11, UN14, UN15
Marine Mammals (W1640)	UN14	Retirement (W2218)	UN01, UN03
Maritime (W2520)	UN09	Rhetoric (W5440)	UN04
Media (W2620)	UN04	Rights (W7940)	UN05, UN10, UN16
Medical Supplies (W3214)	UN03	Rivers and Lakes (W0650)	UN14
Medicine (W1800)	UN03	Roads (W2510)	UN09
Men (W2112)	UN05	Safety (W2905)	UN11
Merchants (W2752)	UN12	Satellites (W2525)	UN09
Metapolitics (W5700)	UN16	Scarcity (W2986)	UN08, UN10
Meteorology (W0330)	UN13	Schools (W3310)	UN04
Migrants (W2150)	UN08	Seas (W0540)	UN14
Military Forces (W3512)	UN16	Secondary and Higher Education (W3307)	UN04
Ministers, Deputies (W3721)	UN16	Security (W7500)	UN11
Monuments (W7490)	UN11	Segregation (W2130)	UN08
Motor Vehicles (W2511)	UN11	Self Employed (W2235)	UN08
Multinationals (W2758)	UN08	Service Sector (W2815)	UN12
Municipalities (W3725)	UN16	Services (W2290)	UN01
Museums (W5480)	UN04	Settlements (W2403)	UN11
Musicology (W5450)	UN04	Sexually Transmitted Diseases (W1855)	UN03
Nation State (W3700)	UN10, UN16	Sharing (W8700)	UN17
NATO Bodies (W3503)	UN16	Social Services (W2295)	UN01, UN11
Naturopathy, Holistic Medicine (W3217)	UN03	Societal Problems (W2900)	UN10, UN16
Navigation (W3190)	UN09	Society (W2100)	UN01, UN10
Nervous System (W1882)	UN03	Sociology (W4100)	UN11
Nongovernmental (W2241)	UN16, UN17	Soil (W0850)	UN15
Nursing (W3224)	UN03	Solidarity (W8200)	UN10, UN17
Nutrition (W3250)	UN02, UN03	Specific Diseases (W1890)	UN03
Obstetrics (W3223)	UN03	Stress (W4655)	UN03
Oceanography (W0530)	UN14	Students (W3330)	UN04
Officials (W3723)	UN16	Study (W3102)	UN04
Organic Agriculture (W3802)	UN02, UN15	Surveying (W3180)	UN15
Organization (W2240)	UN16, UN17	Taxation (W2735)	UN12
Overseas (W2157)	UN10	Technology (W4800)	UN09
Paediatrics (W3222)	UN03	Telecommunications (W2555)	UN09
Parks (W2413)	UN11	Telephone, Telex, Telefax (W2557)	UN09
Parliament (W3722)	UN16	Therapy (W3225)	UN03
Patents, Copyright (W3160)	UN16	Tourism (W2540)	UN11
Peace (W7900)	UN16	Towns (W2406)	UN11
Peace Studies (W5915)	UN16	Trademarks (W3162)	UN09
Peacekeeping (W5910)	UN16	Trades and Crafts (W2812)	UN12
Pedestrians (W2508)	UN11	Traffic (W2506)	UN09, UN11
People (W2110)	UN10	Training (W3301)	UN04
Peoples (W2103)	UN10	Transportation (W2500)	UN09
Periodicals (W2317)	UN04	Travel (W2541)	UN13
Physicians (W3220)	UN03	Treatment (W3205)	UN03
Pipelines (W2527)	UN09	Trees (W1249)	UN15
Pipework, Cables (W2887)	UN09	Tribunals, Courts (W3920)	UN16
Planetary Initiatives (W5990)	UN16	Undernourishment (W2452)	UN02
Planning (W4230)	UN11	Unemployment (W2219)	UN08
Plant Life (W1200)	UN15	UNESCO Bodies (W5410)	UN04, UN05
Plantations (W3815)	UN08	Universities (W3311)	UN04
Policy (W6100)	UN16	Urban (W2405)	UN11
Political (W3751)	UN16	Utilities (W2895)	UN06, UN07, UN09
Politics (W3750)	UN16	Value Redistribution (W6700)	UN08, UN10, UN17
Pollution (W2930)	UN06, UN07	Vertebrates: Cold-blooded (W1500)	UN14
Population (W4115)	UN01, UN02, UN08, UN10	Vertebrates: Warm-blooded (W1600)	UN15
Ports: Sea, Air (W2522)	UN09	Vessels (W2516)	UN09
Post (W2550)	UN09	Victims (W2949)	UN16

Sub-cell	SDGs	Sub-cell	SDGs
Villages (W2408)	UN11	Whaling (W3857)	UN14
Vocational Guidance (W3302)	UN04	WHO Bodies (W3202)	UN03
Vulnerability (W2970)	UN10	Women (W2111)	UN05
Waste (W2931)	UN06, UN07	Work (W2213)	UN08
Water (W0640)	UN06	Workers (W2221)	UN08
Waterways (W2521)	UN09	World Order (W5920)	UN16
Welfare (W2260)	UN01, UN04, UN08	Youth (W2115)	UN04
Whales, Dolphins (W1645)	UN14, UN15		

Appendix 2

Contents of organization descriptions

Order of descriptions

The descriptions of organizations in this volume appear in alphabetic order of the first title. In the case of a few intergovernmental organizations known more usually by their initials (eg WHO, UNESCO), the abbreviation is used instead of the title.

Listed in the one alphabetic sequence are all titles and abbreviations of the organizations in this edition, their former titles and abbreviations, and titles and abbreviations of subsidiary bodies mentioned in their descriptions. The index in Volume 3 also lists keywords in titles.

Each description is identified by a sequence number assigned for this edition. The sequence number follows the alphabetic sequence.

For some types of organization no description is included in this edition due to limitations imposed by printing and binding. In such cases, no sequence number is assigned and an explanatory comment is given instead of the description (for example: "no longer active"; "meeting series"; "treaty"). All descriptions can be found in the Yearbook Online.

A description may be abridged when sufficient information has not yet been obtained, or when the organization is classified as one of the types for which extensive information is either not collected or not included in the book version due to limitations imposed by printing and binding; see below under "Codes", or the Appendix "Types of organization" for further information.

Descriptions always include the following information.

Organization name

The organization's name is given in all languages in which it is available. Normally the names are given in the order:

- European languages (starting with English, French, Spanish, German)
- transliterated languages (Arabic, Russian, Japanese, etc)
- artificial languages (Esperanto, Ido, Occidental, etc)
- historical languages (Latin, etc)

The order may be changed to reflect the organization's concern with a particular language. For example, an organization promoting the use of Latin may have its Latin name in the first position.

Abbreviations follow the appropriate name.

When an organization does not have an official name in English or French, the editors may provide translated versions. An asterisk then follows the unofficially translated name.

Organization number

The number to the right of each title (eg •00123) is a sequence number with no significance other than as a

fixed point of reference in the sequence of organizations in this edition of the Yearbook. Cross-references in organization descriptions, other volumes in this series and indexes refer to this number. The order and numbering of the organizations is of no significance other than alphabetical access.

Descriptions may include the following information.

Addresses

The main address for correspondence is inset beneath the organization names. Telephone, fax, e-mail and other media addresses are also given when available.

Secondary addresses are inset in smaller type below the main address. Included here are registered offices, continental regional offices, information offices and addresses for secondary correspondence.

The address of the organization's home page is given, if known, with an indication as to which aspect of the organization it refers where appropriate.

Address locations are indexed by country in Volume 2.

For various reasons no address is given for some organizations. In such cases, the reason for this absence is given.

History

The date and location of founding or of establishment are indicated under this heading. In the absence of a precise legal date, the date of the first General Meeting is given. Other information on the history and changes in structure or name of the organization is also given.

Where another organization is cited, if it has a description included in this edition, its first title is given, followed by its abbreviation and the sequence number allotted to it for this edition. If it has no description included in this edition (eg former names, subsidiary bodies), all its titles and abbreviations are given, but no sequence number; these titles are included in the overall alphabetical sequence with a reference to this description.

Aims

Principal objectives are summarized, wherever possible on the basis of the organization's statutes. In some cases keywords are given in italics. These are then used to determine classification of the organization in Volume 3.

Structure

The key organs and commissions of the organization are enumerated, together with some indication of the frequency of their meetings and of composition of the executive body.

Where another organization is cited, it is treated as explained under "History" above.

Languages

Official and working languages used by the organization are listed.

Staff

The number of paid and voluntary staff are given.

Finance

Sources of funding and the annual budget figure are given.

Where another organization is cited, it is treated as explained under "History" above.

Activities

Under this heading appears a summary of the main activities and programme concerns of each organization. Special emphasis is placed on developmental activities, where relevant.

Where another organization is cited, it is treated as explained under "History" above.

Events

Listed here are the dates and locations of previous and future periodic meetings or other events. For a fuller list of events, for more details on the events listed here, and for full indexes to them, users are directed to the *International Congress Calendar*.

Publications

Listed here are the titles of major periodical and non-periodical publications of the organization. Titles in italics are indexed and classified in Volume 4.

Information Services

Listed here are the names of libraries, databanks and library and publications consultancy services operated by the organization. Websites of these services are listed with the organization's address (see above). Titles in italics are indexed and classified in Volume 4.

Members

Listed here are the types of membership and numbers of members. This may include the list of countries represented or in which members are located. These countries are indexed and cross-referenced in Volume 2.

Where another organization is cited, it is treated as explained under "History" above.

Note on country names

It is not the intention of the editors to take a position with regard to the political or diplomatic implications of geographical names or continental groupings used.

The geographical names used in this publication are chosen for the sake of brevity and common usage. Wherever possible, the country (or territory) name preferred by the organization concerned is used, providing this is possible within the limits of standardization required for mailing or statistical purposes. It is important to note that some organizations insist on the inclusion of territories on the same basis as

countries, or on the inclusion of countries or territories that are not recognized by other organizations.

Political changes over the years may lead to some questions in an organization's description. Briefly: countries referred to in an organization's description retain their old form when referring to a date prior to the change. For example, towns referred to in events prior to 1991 still retain their country as German DR (Democratic Republic) or Germany FR (Federal Republic), while subsequent dates refer simply to Germany.

Consultative Status

Where the organization has an officially recognized relationship to a major intergovernmental organization, this is indicated. Cited organization are treated as explained under "History" above.

IGO Relations

Where the organization has a special relationship to an intergovernmental organization, this is indicated. Cited organization are treated as explained under "History" above. It should be noted that tenuous links, or links that have not been confirmed by both parties, have been omitted from the printed descriptions, although they are available in the Yearbook Online and are included in the statistics.

NGO Relations

Where the organization has a special relationship with international non-governmental organizations, this is indicated. Cited organization are treated as explained under "History" above. It should be noted that tenuous links, or links that have not been confirmed by both parties, have been omitted from the printed descriptions, although they are available in the Yearbook Online and are included in the statistics.

Date

The last line of the description includes the date on which the most recent information has been received. Two forms are used:

- 2021.02.16: the organization checked the description and returned it on that date;
- 2019: the organization has not checked the description since that date, but information has been received in the given year from another reliable source (which may be the organization's own website).

Old dates, or no date, may be an indication that an organization is becoming inactive.

Codes

Organizations are coded by type, indicated by a single upper case letter printed in bold at the end of the description. The upper case type code may be preceded by a letter code printed in lower case. The type code of Intergovernmental organizations is followed by an asterisk, '*'. For further information, see the Appendix: "Types of organization".

Appendix 3

Types of organization

The Yearbook attempts to cover all “international organizations”, according to a broad range of criteria. It therefore includes many bodies that may be perceived as not being fully international, or as not being organizations as such, or as not being of sufficient significance to merit inclusion. Such bodies are nevertheless included, so as to enable users to make their own evaluation in the light of their own criteria.

Type 1: To assist this evaluation, the editors have developed a hierarchical typology, assigning each organization to one of 15 types. All of these types include both intergovernmental and non-governmental international organizations. (See below for a discussion of the terms “intergovernmental” and “non-governmental”). The 15 types are designated by an upper case letter.

Type 2: A qualifying typology is used to add a second level of structure to the hierarchical typology. There are 13 such qualifiers and an organization may be assigned up to three qualifiers. The 13 qualifiers are designated by an lower case letter.

Type 3: A third type is used to group organizations of a particular structure. There are 26 such types and an organization may be assigned to one or more of them.

In addition, every organization is classified under one or more subject headings (848 headings), regionally-defined headings (22), and, where appropriate, a combination of the two.

Further information on the three types is given on the following pages.

INTERGOVERNMENTAL ORGANIZATIONS (IGOS) AND NON-GOVERNMENTAL ORGANIZATIONS (NGOS)

The approach to the selection of organizations for inclusion in this Yearbook was first developed by the Union of International Associations for the *Annuaire de la Vie Internationale* (1908-1909, 1910-1911). It was further developed after 1945 for the early editions of the *Yearbook of International Organizations*. The approach was endorsed by the Economic and Social Council of the United Nations (ECOSOC) in 1950 and in 1953.

The Economic and Social Council, in considering these matters in 1950, itself clarified the distinction between intergovernmental and international non-governmental organizations as follows:

Intergovernmental organizations (IGOs)

The view of the Economic and Social Council of the United Nations concerning intergovernmental organizations is implicit in its Resolution 288 (X) of 27 February 1950: “Any international organization which is not established by intergovernmental agreement shall be considered as a non-governmental organization for the purpose of these arrangements.” The resolution was concerned with the implementation of Article 71 of the United Nations Charter on consultative status of non-governmental organizations, and it was amplified by Resolution 1296 (XLIV) of 25 June 1968: “...including organizations which accept members designated by government authorities, provided that such membership does not interfere with the free expression of views of the organizations.”

The matter is complicated by the fact that, pursuant to Article 12 of the regulations of the General Assembly of the United Nations (giving effect to Article 102 of the Charter), the Secretariat publishes, in the UN Treaty Series, every instrument submitted to it by a Member State, when “so far as that party is concerned, the instrument is a treaty or an international agreement within the meaning of Article 102” (Note in UN Treaty Series, Vol. 748). The terms “treaty” and “international agreement” have not been defined either in the Charter or in the regulations. Furthermore: “It is the understanding of the Secretariat that its action does not confer on the instrument the status of a treaty or an international agreement if it does not already have that status ...”

Further complications arise from:

- the increasing number of “international agreements” in which one or more of the parties is a constituent state of a federal state system (e.g. Quebec); this matter was not resolved by the Vienna Convention on the Law of Treaties (Vienna, 1969);
- bilateralization of treaties when several states act together to aid another state under a “multilateral” treaty signed by all of them;
- agreements in which one of the parties is itself an intergovernmental organization (thus “multilateralizing” the agreement) acting to establish an intergovernmental institute in a particular country (thus “bilateralizing” the agreement), of which the government is one of the parties to that agreement (e.g. many UNESCO agreements with individual developing countries to establish regional research centres);
- agreements signed on behalf of national government agencies or departments which, in the case of purely technical matters, may not fully engage the state; the resulting organizations may then define themselves as “non-governmental”.

In practice therefore, the editors assume that an organization is intergovernmental if it is established by signature of an agreement engendering obligations between governments, whether or not that agreement is eventually published. If any organization declares itself to be non-governmental, it is accepted as such by the editors.

Non-governmental organizations (NGOs)

The problem of identifying eligible non-governmental organizations is more difficult. Resolution 288 (X) makes no attempt to explain what is meant by the term “international organization”. Editorial experience has shown that it is useful to take seven aspects of organizational life as indicators of the eligibility of an organization: aims; membership; structure; officers; finance; relations with other organizations; and activities. These aspects are discussed below for different types of organization.

TYPE 1

The 15 upper case letters used for Type 1, their significance, and their chief characteristics (as determined by information regarding membership and structure) are the following. More information is given on the following pages under the headings “Detailed comments” and “Comparative characteristics”.

Type	Description	Membership	Structure
A	Federations of international organizations	includes at least 3 international organizations	Management and policy-making organs reflect a well-balanced geographical distribution (cf membership)
B	Universal membership organizations	From either at least 60 countries or at least 30 countries in at least 2 continents and with a well-balanced geographical distribution	Management and policy-making organs reflect a well-balanced geographical distribution (cf membership)
C	Intercontinental membership organizations	From at least 10 countries in at least 2 continents with a well-balanced geographical distribution	Management and policy-making organs reflect a well-balanced geographical distribution (cf membership)
D	Regionally defined membership organizations	From at least 3 countries within one continental or sub-continental region	Management and policy-making organs reflect a well-balanced geographical distribution (cf membership)
E	Organizations emanating from places, persons or other bodies	No criteria	Reference to, and to some degree limited by, another international organization, or a person, or a place
F	Organizations having a special form	No criteria	Non-formal, unconventional or unusual
G	Internationally-oriented national organizations	No criteria	Management and policy-making organs reflect participation of only one or two countries; formal links with at least one other international organization
H	Inactive or dissolved international organizations	No criteria	While active, classified as Types A, B, C or D
J	Recently reported or proposed international organizations	Type J is a temporary allocation. Organizations of Type J are reallocated to the appropriate Type whenever sufficient information is obtained.	
K	Subsidiary and internal bodies	No criteria	Substantive unit with a degree of autonomy within another organization
N	National organizations	No criteria	Management and policy-making organs reflect participation of only one country; no formal links with other international organizations
R	Religious orders, fraternities, and secular institutes	No criteria	Based on charismatic leadership or a commitment to a set of (religious) practices
S	Autonomous conference series	No criteria	No continuing structure
T	Multilateral treaties and agreements	At least 3 signatories	No structure. (If an organization is established to implement or otherwise take responsibility for the treaty, that organization is normally classified as Type E.)
U	Currently inactive non-conventional organizations	No criteria	While active, classified as Types other than A, B, C or D

TYPE 2

The 13 lower case letters used for Type 2 and their significance are the following:

- b = bilateral intergovernmental organization (normally but not always assigned to Type G)
- c = conference series (normally but not always assigned to Type S)
- d = dissolved, dormant (normally but not always assigned to Type H or Type U)
- e = commercial enterprise
- f = foundation, fund (normally but not always assigned to Type F)
- g = intergovernmental
- j = research institute
- n = has become national (normally but not always assigned to Type N)
- p = proposed body (normally but not always assigned to Type J)
- s = information suspect
- v = individual membership only
- x = no recent information received
- y = international organization membership

TYPE 3

The 26 headings are the following:

- Alumni and Veterans
- Banks
- Clubs
- Common Markets and Free Trade Zones
- Conference Series
- Corporations, Companies
- European Union Bodies
- FAO Bodies
- Foundations
- Funds
- Human Rights Organizations
- Humanitarian Organizations
- ILO Bodies
- Institutes
- Intergovernmental Communities
- International Federations
- NATO Bodies
- Parliaments
- Political Parties
- Professional Bodies
- Religious Orders
- Trade and Labour Unions
- Treaties
- UNESCO Bodies
- United Nations Bodies
- WHO Bodies

CLUSTERS OF TYPES / STATISTICS

In statistical tables in the Yearbook, totals are usually given for each category of Type 1. In addition to these totals, or sometimes instead of them, totals are given by cluster of Type 1 categories.

There are 5 clusters and the Types allocated to each are as follows:

- Cluster I (International organizations):
Types A B C D F
- Cluster II (Dependent organizations):
Types E K R
- Cluster III (Organizational substitutes):
Types S T
- Cluster IV (National organizations):
Types G N
- Cluster V (Dead, inactive and unconfirmed bodies):
Types H J U

TYPE 1: DETAILED COMMENTS

The complexity of the hierarchical typology warrants further explanation.

Type A: Federations of international organizations

An organization is classified as Type A if:

- its membership includes at least three autonomous international bodies.

An organization is **not** classified as Type A if:

- it meets the criteria for another Type more closely than it meets the criteria for this Type;
- its membership includes only regional organizations;
- its membership is limited to international organizations linked to a particular place or organization or people;
- its membership is limited to non-autonomous commissions or sections of one or more international organizations;
- its international organizational membership is of secondary importance (e.g. “associate members”).
- its preoccupation or field of activity is limited to one region or continent;
- it is in some way a “joint committee”, created to liaise between international organizations;
- it has been created by one or more international organizations which then themselves become members of it.

The United Nations is included in Type A because of its focal role in relation to the specialized agencies; these can be seen as “members” of the UN system.

“Umbrella” organizations which have national organizations as an *additional* membership category may also be included here.

Type B: Universal membership organizations

An organization is classified as Type B if:

- its membership covers at least 60 countries regardless of distribution, or if its membership covers at least 30 countries and is equitably distributed over several continents (the fewer the number of countries represented, the greater must be the number of continents represented);
- its management structure and its activities reflect its membership in terms of geographical distribution and balance.

An organization is **not** classified as Type B if:

- it meets the criteria for another Type more closely than it meets the criteria for this Type;
- its title mentions any term effectively restricting its membership or activities to a particular group of countries or particular group of people (e.g. Commonwealth, French-speaking);
- it is universal in aims or activities only.

Type C: Intercontinental membership organizations

An organization is classified as Type C if:

- its membership and preoccupations exceed that of a particular continental region though not to the degree of justifying its inclusion in Type B;
- its membership covers at least 10 countries and is equitably distributed over at least two continents;
- its management structure and its activities reflect its membership in terms of geographical distribution and balance.

An organization is **not** classified as Type C if:

- it meets the criteria for another Type more closely than it meets the criteria for this Type;
- its title mentions any term effectively restricting its membership or activities to a single continental region or contiguous group of countries (e.g. European, Inter-American, Mediterranean).

Type D: Regionally defined membership organizations

An organization is classified as Type D if:

- its membership and preoccupations are restricted to a particular continental or sub-continental region or contiguous group of countries;
- its membership covers at least three countries or includes at least three autonomous international bodies;
- its title mentions a single continental region or contiguous group of countries (e.g. European, Inter-American, Mediterranean) regardless of membership;

An organization is **not** classified as Type D if:

- it meets the criteria for another Type more closely than it meets the criteria for this Type;
- its title mentions another organization or a particular place or person.

Type E: Organizations emanating from places, persons or other bodies

An organization is classified as Type E if:

- it can be considered as an “emanation” of another organization or of a place, person or proprietary product, regardless of membership;
- its title incorporates, in any way, the name of another organization (excepting intergovernmental organizations that are the subject of a special multi-lateral treaty, e.g. the FAO);
- provision is made for its creation in the statutes of another organization though it nonetheless functions autonomously (non-autonomous bodies being included in Type K);
- it is in some way a “joint committee”, created to liaise between international organizations, functioning autonomously;
- it is a centre or institute created by intergovernmental bodies, possibly by agreement with a particular government;

- it is especially identified with a particular physical location and its activities are largely determined by that location (e.g. training courses, experimental stations);
- it is specifically concerned with a single country (NB an organization specifically concerned with a single language, though it may be spoken in a single country, is not necessarily classified as Type E).

An organization is **not** classified as Type E if:

- it meets the criteria for another Type more closely than it meets the criteria for this Type;
- it does not function at least semi-autonomously.

Type F: Organizations having a special form

An organization is classified as Type F if:

- its formal characteristics would cause fundamental questions to be raised were it included in one of the preceding Types;
- it has international dimensions which make it equivalent to a more conventional international organization;
- its special nature is implied by the presence of certain terms in its title, whether or not the use of such terms is in effect a misnomer; such terms include:
 - Activities: campaign, programme, project, service, survey
 - Arbitration and legislation: court, parliament, tribunal
 - Buildings: laboratory, library, museum, observatory
 - Collections: cultures, gene bank, organ bank, reserve
 - Education: college, school, training institute, university
 - Financing: bank, clearing house, foundation, fund, trust
 - Information: data network, information system, inventory, registry
 - Media and entertainment: news agency, orchestra, radio
 - Military: army, brigade, corps, force
 - Politics: international party or group, international movement
 - Semi-formal groupings: club, community, governmental grouping, movement, network
 - Treaty-oriented: agreement, intellectual property unions, treaty
 - Trade: common market, free trade zone, monetary zone
- it is a patronage body, e.g. under pontifical or royal charter, or is headed by a charismatic leader (unless more appropriate to classify it as Type R);
- it includes a significant membership of exiled groups from named countries;
- it is a “quasi” organization, possibly without a well-defined secretariat or structure (e.g. Group of 8), sometimes even a non-existent organization nonetheless recognized in common usage (e.g. World Bank Group);
- it is an unusual, possibly illegal or questionable, body.

An organization is **not** classified as Type F if:

- it meets the criteria for another Type more closely than it meets the criteria for this Type;
- it does not function at least semi-autonomously.

Type G: Internationally-oriented national organizations

An organization is classified as Type G if:

- it is a bilateral governmental body;
- its membership or management structure is limited to a single country, yet its name or activities indicate an international character;
- it has been granted consultative status by a body of the UN system;
- it is formally linked to an international organization included in one of the preceding Types (e.g. as a member, a funder, a partner).

An organization is **not** classified as Type G if:

- it meets the criteria for another Type more closely than it meets the criteria for this Type;
- it has no links with an organization included in one of the preceding Types and is not a bilateral governmental body.

Type H: Inactive or dissolved international organizations

An organization is classified as Type H if:

- it has been dissolved, has been inactive for several years (that is, there has been no indication of activity for several years), or is dormant for a period of years;
- as an active body it was or would have been classified as Type A, B, C or D, or if it was or would have been intergovernmental.

An organization is **not** classified as Type H if:

- it meets the criteria for another Type more closely than it meets the criteria for this Type;

Type J: Recently reported or proposed international organizations

An organization is classified as Type J if:

- the information available is insufficient to enable classification as another Type, usually because its creation has only recently been reported, or because its creation has been proposed but has not yet taken place.

An organization is **not** classified as Type J if:

- it meets the criteria for another Type more closely than it meets the criteria for this Type;

Type K: Subsidiary and internal bodies

An organization is classified as Type K if:

- it is a substantive unit with a complex international organization;
- it has a degree of autonomy which, if it had more independent activities, would allow it to be classified as another Type (usually Type E or F).

An organization is **not** classified as Type K if:

- it meets the criteria for another Type more closely than it meets the criteria for this Type;

Type N: National organizations

An organization is classified as Type N if:

- its membership or management structure is essentially limited to a single country, yet its title or activities make it appear to be international;
- it appears on public information lists of a body of the UN system.

An organization is **not** classified as Type N if:

- it meets the criteria for another Type more closely than it meets the criteria for this Type;
- it has links with an organization included in another Type.

Type R: Religious orders, fraternities and secular institutes

An organization is classified as Type R if:

- it is a religious, military or fraternal order, or is a similar body based on charismatic leadership or commitment to a set of religious practices;
- its membership covers at least three countries;
- though not widely active now, it has a historical significance (the older the body, the more relaxed the criteria).

An organization is **not** classified as Type R if:

- it meets the criteria for another Type more closely than it meets the criteria for this Type;

Type S: Autonomous conference series

A conference series is classified as Type S if:

- while not being an organization as such, it represents a continuing series of international meetings;
- the series has a name which could be assumed to refer to an international body.

A conference series is **not** classified as Type S if:

- it meets the criteria for another Type more closely than it meets the criteria for this Type;
- a more conventional or formal organization, whether national or international, is responsible for the series.

Type T: Multilateral treaties and agreements

A treaty is classified as Type T if:

- while not being an organization as such, it is a multilateral treaty, convention, agreement, pact, protocol or covenant signed by at least three parties, whether States or intergovernmental organizations.

A treaty is **not** classified as Type T if:

- it is a peace treaty for a specific war or for the consequences of a specific war;
- it pertains to the relations between two countries under the auspices of an intergovernmental agency (e.g. the transfer of uranium, the resolution of border issues)
- regardless of the number of signatories, its articles pertain to one country or one event.

Type U: Inactive or dissolved non-conventional bodies

An organization is classified as Type U if:

- it has been dissolved, has been inactive for several years (that is, there has been no indication of activity for several years), or is dormant for a period of years;
- as an active body it was or would have been classified as a Type other than Type A, B, C or D.

An organization is **not** classified as Type U if:

- it meets the criteria for another Type more closely than it meets the criteria for this Type;
- as an active body it was or would have been intergovernmental.

Appendix 4 – Table 1

Number of international organizations by type

Edition 59, 2022/2023 (data collected in 2021)

Presented in this table is the number of international organizations currently listed in the database of the *Yearbook of International Organizations*. The organizations are totalled by type (see the Appendix "Types of organization") and by whether they are intergovernmental or not. In addition, totals are given for certain groupings of types ("conventional", "other" and "special"). For other groupings of types, see Table 2.

This table suggests different answers to the question "How many international organizations are there?"

1. Conventional intergovernmental organizations, when attaching importance to the non-recognition of international non-governmental organizations in terms of international law. (Multilateral treaties, Type T, might be added as closely related international "instruments".)
2. Conventional international bodies, both governmental and non-governmental, when attaching importance to the existence of autonomous international bodies as a social reality.
3. Conventional bodies (Types A to D) plus special forms (Type F), when recognizing the importance of organizational substitutes and unconventional form. (To the latter might be added conference series, Type S, and multilateral treaties, Type T, as forms of organization substitute.)
4. Conventional bodies (Types A to D), special forms (Type F) and religious orders (Type R), when attaching importance to the social reality of the latter as independent actors.
 5. Conventional bodies (Types A to D), other international bodies (Types E to G), religious orders (Type R), and multilateral treaties (Type T), when recognizing the international impact of semi-autonomous and nationally tied organizations. (Documentalists might also include inactive bodies, Type H, which figure in the "authority lists" of international organizations.)

For further statistical summaries and other presentations of this data see Volume 5: *Statistics, Visualizations and Patterns*.

Types by group	Intergovernmental			Nongovernmental			Total	
	No. of this type	% of this type	% of this group	No. of this type	% of this type	% of this group	No. of this type	% of this group
GROUP: CONVENTIONAL INTERNATIONAL BODIES								
A. Federations of international organizations	1	2,63	0,34	37	97,37	0,36	38	0,36
B. Universal membership organizations	37	6,09	12,76	571	93,91	5,49	608	5,69
C. Intercontinental membership organizations	39	1,69	13,45	2275	98,31	21,88	2314	21,65
D. Regionally oriented membership organizations	213	2,76	73,45	7515	97,24	72,27	7728	72,31
TOTAL: CONVENTIONAL BODIES	290	2,71	100,00	10398	97,29	100,00	10688	100,00
GROUP: OTHER INTERNATIONAL BODIES								
E. Org's emanating from places, persons, bodies	991	21,67	52,21	3582	78,33	18,84	4573	21,87
F. Organizations of special form	750	11,50	39,52	5770	88,50	30,35	6520	31,19
G. Internationally oriented national organizations	157	1,60	8,27	9657	98,40	50,80	9814	46,94
TOTAL: OTHER BODIES	1898	9,08	100,00	19009	90,92	100,00	20907	100,00
TOTAL Types E + F	1741	15,69		9352	84,31		11093	
TOTAL Types A B C D E F	2031	9,32		19750	90,68		21781	
TOTAL Types A B C D E F G	2188	6,93		29407	93,07		31595	
GROUP: SPECIAL TYPES								
H. Dissolved or apparently inactive organizations	912	14,63	16,12	5321	85,37	13,99	6233	14,27
J. Recently reported bodies - not yet confirmed	61	3,47	1,08	1695	96,53	4,46	1756	4,02
K. Subsidiary and internal bodies	150	24,00	2,65	475	76,00	1,25	625	1,43
N. National organizations	1	0,03	0,02	3416	99,97	8,98	3417	7,82
R. Religious orders and secular institutes	0	0,00	0,00	910	100,00	2,39	910	2,08
S. Autonomous conference series	91	4,51	1,61	1927	95,49	5,07	2018	4,62
T. Multilateral treaties, intergov'tal agreements	2487	100,00	43,96	0	0,00	0,00	2487	5,69
U. Currently inactive nonconventional bodies	1956	7,46	34,57	24280	92,54	63,85	26236	60,06
TOTAL: SPECIAL TYPES	5658	12,95	100,00	38024	87,05	100,00	43682	100,00
TOTAL Types H + U	2868	8,83		29601	91,17		32469	
TOTAL ALL TYPES	7846	10,42		67431	89,58		75277	

Appendix 4 – Table 2
Number of international organizations by cluster
Edition 59, 2022/2023 (data collected in 2021)

This table gives the same data as Table 1 but groups the types of organizations according to the “clusters” defined for and used in the Volume 5. As in Table 1, the organizations are also totalled by type (see the Appendix “Types of organization”) and by whether they are intergovernmental or not. The notes for Table 1 also apply here.

For further statistical summaries and other presentations of this data see Volume 5: *Statistics, Visualizations and Patterns*.

Types by cluster	Intergovernmental			Nongovernmental			Total	
	No. of this type	% of this type	% of this cluster	No. of this type	% of this type	% of this cluster	No. of this type	% of this cluster
CLUSTER I: INTERNATIONAL BODIES								
A. Federations of international organizations	1	2,63	0,10	37	97,37	0,23	38	0,22
B. Universal membership organizations	37	6,09	3,56	571	93,91	3,53	608	3,53
C. Intercontinental membership organizations	39	1,69	3,75	2275	98,31	14,07	2314	13,45
D. Regionally oriented membership organizations	213	2,76	20,48	7515	97,24	46,48	7728	44,91
F. Organizations of special form	750	11,50	72,12	5770	88,50	35,69	6520	37,89
TOTAL: CLUSTER I	1040	6,04	100,00	16168	93,96	100,00	17208	100,00
CLUSTER II: DEPENDENT BODIES								
E. Org's emanating from places, persons, bodies	991	21,67	86,85	3582	78,33	72,12	4573	74,87
K. Subsidiary and internal bodies	150	24,00	13,15	475	76,00	9,56	625	10,23
R. Religious orders and secular institutes	0	0,00	0,00	910	100,00	18,32	910	14,90
TOTAL: CLUSTER II	1141	18,68	100,00	4967	81,32	100,00	6108	100,00
CLUSTER III: ORGANIZATIONAL SUBSTITUTES								
S. Autonomous conference series	91	4,51	3,53	1927	95,49	100,00	2018	44,79
T. Multilateral treaties, intergov'tal agreements	2487	100,00	96,47	0	0,00	0,00	2487	55,21
TOTAL: CLUSTER III	2578	57,23	100,00	1927	42,77	100,00	4505	100,00
CLUSTER IV: NATIONAL BODIES								
G. Internationally oriented national organizations	157	1,60	99,37	9657	98,40	73,87	9814	74,17
N. National organizations	1	0,03	0,63	3416	99,97	26,13	3417	25,83
TOTAL: CLUSTER IV	158	1,19	100,00	13073	98,81	100,00	13231	100,00
CLUSTER V: DEAD, INACTIVE AND UNCONFIRMED BODIES								
H. Dissolved or apparently inactive organizations	912	14,63	31,14	5321	85,37	17,00	6233	18,21
J. Recently reported bodies - not yet confirmed	61	3,47	2,08	1695	96,53	5,42	1756	5,13
U. Currently inactive nonconventional bodies	1956	7,46	66,78	24280	92,54	77,58	26236	76,66
TOTAL: CLUSTER V	2929	8,56	100,00	31296	91,44	100,00	34225	100,00
TOTAL ALL TYPES	7846	10,42		67431	89,58		75277	

Appendix 4 – Table 3
Number of international organizations by Sustainable Development
Goal groups
Edition 59, 2022/2023 (data collected in 2021)

This table indicates the number of entries (organizations) allocated to each Sustainable Development Goal (SDG). The first column gives the number of organizations known to be working on this goal, the second column gives the organizations assumed to have an interest in this goal, and the third column gives the total number of organizations classified under this goal.

The total number of organizations known to be working on one or more goals is 7,826. The total number of organizations assumed to have an interest in one or more goals is 23,018. Some organizations are counted more than once as they may be known to be working on one goal and be assumed to have an interest in another goal.

SDGs	number of organizations			SDGs	number of organizations			SDGs	number of organizations		
	'known'	'assumed'	total		'known'	'assumed'	total		'known'	'assumed'	total
UN01	866	1600	2466	UN04UN05	850	435	1285	UN09UN10	270	145	415
UN02	726	1105	1831	UN04UN06	380	70	450	UN09UN11	482	609	1091
UN03	2352	4259	6611	UN04UN07	236	91	327	UN09UN12	427	699	1126
UN04	3131	7010	10141	UN04UN08	740	1024	1764	UN09UN13	368	78	446
UN05	1543	1261	2804	UN04UN09	603	516	1119	UN09UN14	239	209	448
UN06	655	717	1372	UN04UN10	621	419	1040	UN09UN15	297	188	485
UN07	532	883	1415	UN04UN11	602	580	1182	UN09UN16	359	832	1191
UN08	1529	4008	5537	UN04UN12	290	249	539	UN09UN17	384	151	535
UN09	1682	3506	5188	UN04UN13	432	117	549				
UN10	1195	2124	3319	UN04UN14	294	271	565	UN10UN11	383	247	630
UN11	1327	2971	4298	UN04UN15	416	322	738	UN10UN12	237	128	365
UN12	895	2351	3246	UN04UN16	957	967	1924	UN10UN13	316	63	379
UN13	902	658	1560	UN04UN17	718	302	1020	UN10UN14	191	122	313
UN14	695	1915	2610					UN10UN15	247	143	390
UN15	950	2082	3032	UN05UN06	298	11	309	UN10UN16	798	867	1665
UN16	2583	5917	8500	UN05UN07	197	18	215	UN10UN17	519	451	970
UN17	1339	1523	2862	UN05UN08	602	237	839				
				UN05UN09	335	77	412	UN11UN12	374	565	939
UN01UN02	372	193	565	UN05UN10	770	544	1314	UN11UN13	454	82	536
UN01UN03	473	367	840	UN05UN11	438	115	553	UN11UN14	328	536	864
UN01UN04	555	697	1252	UN05UN12	255	58	313	UN11UN15	420	587	1007
UN01UN05	461	241	702	UN05UN13	396	20	416	UN11UN16	514	690	1204
UN01UN06	266	38	304	UN05UN14	208	56	264	UN11UN17	451	231	682
UN01UN07	174	40	214	UN05UN15	285	70	355				
UN01UN08	555	976	1531	UN05UN16	1045	557	1602	UN12UN13	317	28	345
UN01UN09	262	196	458	UN05UN17	554	67	621	UN12UN14	268	453	721
UN01UN10	457	726	1183					UN12UN15	293	468	761
UN01UN11	317	217	534	UN06UN07	301	422	723	UN12UN16	260	463	723
UN01UN12	197	93	290	UN06UN08	346	112	458	UN12UN17	266	52	318
UN01UN13	283	61	344	UN06UN09	322	202	524				
UN01UN14	176	88	264	UN06UN10	242	42	284	UN13UN14	310	87	397
UN01UN15	232	114	346	UN06UN11	322	73	395	UN13UN15	401	130	531
UN01UN16	451	348	799	UN06UN12	215	57	272	UN13UN16	418	99	517
UN01UN17	449	94	543	UN06UN13	326	61	387	UN13UN17	389	50	439
				UN06UN14	233	154	387				
UN02UN03	423	215	638	UN06UN15	296	122	418	UN14UN15	559	1391	1950
UN02UN04	391	192	583	UN06UN16	283	123	406	UN14UN16	256	330	586
UN02UN05	320	28	348	UN06UN17	338	42	380	UN14UN17	230	75	305
UN02UN06	291	31	322								
UN02UN07	177	45	222	UN07UN08	242	152	394	UN15UN16	346	295	641
UN02UN08	411	376	787	UN07UN09	322	239	561	UN15UN17	308	78	386
UN02UN09	280	170	450	UN07UN10	184	53	237				
UN02UN10	281	125	406	UN07UN11	282	109	391	UN16UN17	699	531	1230
UN02UN11	281	113	394	UN07UN12	220	124	344				
UN02UN12	229	134	363	UN07UN13	315	74	389				
UN02UN13	288	41	329	UN07UN14	202	195	397				
UN02UN14	227	231	458	UN07UN15	227	177	404				
UN02UN15	300	292	592	UN07UN16	210	134	344				
UN02UN16	296	147	443	UN07UN17	210	49	259				
UN02UN17	357	47	404								
				UN08UN09	489	531	1020				
UN03UN04	1087	905	1992	UN08UN10	589	830	1419				
UN03UN05	636	178	814	UN08UN11	483	491	974				
UN03UN06	412	130	542	UN08UN12	431	1047	1478				
UN03UN07	240	48	288	UN08UN13	389	104	493				
UN03UN08	579	446	1025	UN08UN14	262	322	584				
UN03UN09	454	224	678	UN08UN15	320	260	580				
UN03UN10	491	331	822	UN08UN16	625	938	1563				
UN03UN11	508	423	931	UN08UN17	561	244	805				
UN03UN12	278	98	376								
UN03UN13	404	87	491								
UN03UN14	224	129	353								
UN03UN15	336	142	478								
UN03UN16	642	395	1037								
UN03UN17	586	123	709								

Appendix 5 About the Editors

The Union of International Associations (UIA) is a non-profit, independent, apolitical, and non-governmental institution in the service of international associations.

Since its foundation in 1907 the UIA has focused on documenting the nature and evolution of international civil society: international non-governmental organizations (NGO) and inter-governmental organizations (IGO).

The approach is scientific, the result is quality. The information presented by the UIA is structured, comprehensive and concise. A standard framework makes comparison possible.

The Founders

The UIA was founded in 1907 by two Belgians, Henri La Fontaine and Paul Otlet.

The peoples are not awake...[There are dangers] which will render a world organization impossible. I foresee the renewal of...the secret bargaining behind closed doors. Peoples will be as before, the sheep sent to the slaughterhouses or to the meadows as it pleases the shepherds. International institutions ought to be, as the national ones in democratic countries, established by the peoples and for the peoples.
– Henri La Fontaine

La Fontaine was an international lawyer, professor of international law, and a member of the Belgian Senate for 36 years. He was a socialist, a renowned bibliographer, and a devoted internationalist. In 1913 he won the Nobel Peace Prize.

Paul Otlet was a lawyer, bibliographer, political activist and a Utopian with an internationalist agenda. His seminal work in documentation included the creation of

the Universal Decimal Classification system.

Otlet envisioned an *International Network for Universal Documentation*: a moving desk in the shape of a wheel, powered by a network of spokes beneath a series of moving surfaces. This machine would allow users to search, read and write to a database stored on millions of 3X5 index cards. Otlet imagined users accessing this database from great distances by means of an "electric telescope" connected through a telephone line, retrieving an image to be projected remotely on a flat screen. In his time, this idea of networked documents was still so novel

Everything in the universe, and everything of man, would be registered at a distance as it was produced. In this way a moving image of the world will be established, a true mirror of his memory. From a distance, everyone will be able to read text, enlarged and limited to the desired subject, projected on an individual screen. In this way, everyone from his armchair will be able to contemplate creation, as a whole or in certain of its parts.
– Paul Otlet

that no one had a word to describe these relationships, until he invented one: "links".

Together La Fontaine and Otlet established the International Institute of Bibliography (later the International Federation for Information and Documentation - FID) and the Répertoire Bibliographique Universel, a master bibliography of the world's accumulated knowledge.

Early years

In the early years of the 20th century La Fontaine and Otlet turned their efforts to the emerging civil society transnational associations. They wanted to "assess and describe the degree of internationalism prevailing throughout the world". (It is worth noting that the word "internationalism" did not exist before the early 20th century.) They wanted to bring together all international associations in a concerted effort. There were, at the time, about 350 such civil society bodies, two-thirds of them headquartered in Brussels.

Through their efforts, the *Central Office of International Associations* was founded in 1907 in Brussels. At the First World Congress of International Organizations in 1910 in Brussels, the participating civil society bodies formally agreed to transform the *Central Office* into the *Union of International Associations*.

The UIA's work contributed to the creation of the League of Nations and the International Institute of Intellectual Cooperation (the predecessor of UNESCO). During the 1920s, the UIA created an International University, the first of its kind.

Since 1951 the UIA has been officially recognized by the United Nations system as a research institute whose programmes focus on facilitating the work of the community of international associations.

The UIA is the world's oldest, largest and most comprehensive source of information on global civil society. To this day, it carries out the sophisticated and visionary concepts of its founders. In developing beyond its initial bibliographical and organizational focus, the UIA seeks ways to recognize, honour and represent the full spectrum of human initiatives and preoccupations.

It is through increasingly close contacts between nations, the pooling of their experience and achievements, that internationalism will achieve its greatness and strength. Thus, from all the reconciled, united national civilizations, a universal civilization will gradually develop. The effort must first be directed towards the development of the International Associations as these constitute the social structure which best responds to the organizational needs of the universal society. To accomplish these tasks, a central body is necessary. This body is the Union of International Associations...
– Report of the 2nd World Congress of International Associations, Ghent, 1913

Location

The UIA was founded in Brussels and is still headquartered in that city. It contributed to the adoption by the Belgian government, in 1919, of a legally recognized status for international non-governmental organizations, and is itself registered as such.

Structure

The UIA consists of its full members, a secretariat, and a host of partners (associate members, corresponding and collaborating organizations). The General Assembly of Active Members elects a Council of 15 to 21 members. The Council appoints a Bureau to oversee the work of the Secretariat.

Active Members are individuals who have demonstrated sustained activity in international organizations. They come from every continent and include association executives, international civil servants, and academics.

Organizations or individuals wishing to associate themselves with the UIA's work may become Associate Members. Associate Members include a wide range of organizations, foundations, government agencies and commercial enterprises, and are entitled to preferential use of UIA services.

The UIA is entirely self-financed through the sale of publications and services. The annual budget is approximately €550,000.

Collaboration with other organizations

The UIA has Consultative Relations with UNESCO, UN/ECOSOC, and ILO. It collaborates with the Council of Europe and the European Commission.

A special ECOSOC resolution of 1950 establishes cooperation between the United Nations and the UIA for the preparation of the *Yearbook of International Organizations*.

The UIA is in regular contact with the 30,000 international non-governmental organizations included in the *Yearbook*. Its annual mailing is marked by a response rate of about 30 per cent.

The UIA's aims as stated in its statutes are to:

- *Facilitate the evolution of the world-wide network of non-profit organizations.*
- *Promote understanding of how such bodies represent valid interests in every field of human activity – scientific, religious, artistic, educational, trade, labour.*
- *Collect and disseminate information on these bodies and their interrelationships.*
- *Present such information in experimental ways, as a catalyst for the emergence of innovative bodies.*
- *Promote research on the legal, administrative and other problems common to these bodies.*

Purpose

The UIA aims to promote and facilitate the work of international associations. It seeks to achieve these goals primarily in three ways:

1. By documenting global civil society activity.

The UIA's associations database – the basis of the *Yearbook of International Organizations* both online and in print – attempts to cover all “international organizations”, according to a broad range of criteria. It therefore includes many bodies that may be perceived as not being fully international, or as not being organizations as such, or as not being of sufficient significance to merit inclusion. Such bodies are nevertheless included, so as to enable users to make their own evaluation in the light of their own criteria. In preparing and updating the organization profiles, the UIA gives priority to information received from the organizations themselves, then checks this information against other sources (periodicals, official documents, media, etc.) to present a reliable picture of a dynamic situation. The information presented by the UIA is structured, comprehensive and concise. A standard framework makes comparison possible.

2. By publishing research reports

The UIA's associations database – the basis of the *Yearbook of International Organizations* both online and in print – is continuously updated and includes descriptions of some 70,000 international organizations – NGOs and IGOs – active in all fields of human endeavour, in all corners of the world, and throughout centuries of history.

Its meetings database – the basis of the *International Congress Calendar* both online and in print – currently includes half a million international meetings of these bodies, from 1850 to far into the future.

The organization profiles and meetings profiles are complemented by bibliographies, biographies, statistical reports, and descriptions of problems perceived and strategies adopted by international associations as well as the values and approaches that animate them. Over 500,000 hyperlinks facilitate navigation through this data. The UIA also produces customized reports on demand for a variety of governmental, non-governmental, and commercial bodies.

3. By providing training and networking opportunities for international association staff.

Since 2006 the UIA hosts an annual Associations Round Table, bringing together representatives of international associations to learn practical skills and share experience. For more information, visit <https://uia.org/roundtable>.

Contact us

Union of International Associations (UIA)
Rue Washington 40, B-1050 Brussels, Belgium
Tel: (32 2) 640 18 08
E-mail: uia@uia.org
Website: <https://uia.org/>